



移动艺术空间感受非凡品质

Feel outstanding quality through mobile art space

SUZHOU FUTURE FUJI ELEVATOR CO., LTD.

**ADD: NO.38 XITANG STREET FENHUANG TOWN ,SUZHOU CITY ,
JIANGSU PROVINCE ,CHINA.**

TEL: 008613962470867

WEB: www.futurefujielevator.com

ALIBABA : <https://futurefuji.en.alibaba.com/>

MAIL : export@salesjLfjelevator.com



Product manual

产品手册

苏州姜莱复适电梯有限公司
SUZHOU FUTURE FUJI ELEVATOR CO., LTD.

公司简介

Company profile

苏州姜莱复适电梯有限公司是一家集研发、生产、销售及工程设计安装、售后服务于一体的专业电梯制造企业。经过多年的发展，公司培养了大批技术、营销及管理人才，积累了丰富的电梯行业经验。公司自成立以来，充分利用多年来的行业积淀以及与国际国内优秀专业配件公司的合作。坚持高起点、高品质的发展战略，加快产品的研发步伐和市场开拓进程。

公司目前产品涵盖了：小机房、无机房乘客电梯、观光电梯、住宅电梯、别墅电梯、医用电梯、载货电梯、杂物电梯等全系列产品，尤其是在针对客户的特殊要求量身定制产品方面有极强的响应能力。“顾客满意”是沃捷人始终如一追求，质量管理是沃捷电梯的立足之本。在生产质量控制与安装、服务过程中，沃捷电梯严格执行ISO9001等国际质量管理体系；公司一贯注重售后服务，配备了专业的安装和售后服务队伍，建立辐射全国的服务网络和迅速的备品备件供应体系，并设立了24小时的免费服务热线，为客户提供全方位的服务与支持。孜孜以求的人性化科学管理，给员工创造了健康、安全和成长的环境。沃捷电梯秉承“以创新夺市场，以服务创品牌”的经营战略，倾力打造都市建筑安全、智能、高效的移动风景线。

苏州姜莱复适电梯有限公司所生产的产品已通过ISO9001质量认证、ISO14001环境体系认证、18000职业健康安全体系认证和美国CE认证等。公司已获得“国家级全国质量检验稳定合格产品”、“国家级全国质量诚信承诺优秀企业”、“国家级全国质量诚信倡议先进企业”、“企业信用AAA级企业”等荣誉称号。

SUZHOU FUTURE FUJI ELEVATOR CO., LTD. is a professional elevator manufacture enterprise that integrates the research, development, production, sales, engineering design and installation, after-sale service into one. Through the years' developments, the company fosters a great number of technical, sales and managing talents. It accumulates the rich elevator industrial experiences. Since the company establishment, it gives a full use of the years' industrial accumulation. It cooperates with the excellent and professional domestic and international parts companies. It sticks to developing strategy of high starting point and high quality. It quickens the products' R&D steps, the market development process.

Current products cover small machine room elevator series, machine room-less passenger elevator series, observation elevator series, residence elevator series, villa elevator series, hospital elevator series, freight elevator series, dumbwaiter series etc. It is especially responsive to tailor-made products for clients' special requirements. "Winning 100% satisfaction from vast customers" is persistent pursuit of AJ people. Quality supervision is foundation stone of AJ Elevator. During the production; quality control; installation and service process, AJ Elevator strictly executes ISO9001 International Standard Management System etc. It always stresses upon after sale services. It is equipped with the professional installation, after sale service teams. It establishes nation-wide service networks, prompt and convenient spares and parts supply system. It sets up 24-hour toll-free service hotline. It provides clients with all-round service and support. It unremittingly pursues human-centered scientific management. It creates a safe and healthy growing environment for our employees. AJ Elevator adheres to the managing strategy of "getting a big market share through innovation, creating a famous brand by fine services". It goes all out to construct a safe, effective, intellectual mobile scenic line for urban buildings.

Products from SUZHOU FUTURE FUJI ELEVATOR CO., LTD. have passed ISO9001 Quality Certification, ISO14001 Environmental System Certification, 18000 Occupational Health System Certification, American CE Certification etc. It has got the glory titles such as "Stable & Qualified Products in State-Level National Quality Inspection", "Excellent Enterprise of State-Level National Quality Credit Pledge", "Advanced Enterprise in State-Level National Quality Credit Proposal", "AAA Business Credit Enterprise" and so on.

8

8大产品系列

20000

年生产力20000台

10000+

为10000+客户服务

荣誉成就

Invention Patent

高新技术企业证书
GR202232005867

特种设备生产许可证
TS2310766-2025

发明专利--一种电梯底坑智能可移动止停装置
ZL 2022 1 0574118.X

发明专利--一种智能可折叠轿厢护脚板
ZL 2022 1 0633197.7


发明专利--一种连接牢固的扶手电梯外盖板的安装结构
ZL 2022 1 0574118.X

发明专利--一种电梯轿厢止动装置
ZL 2024 2 1136345.5

发明专利--一种电梯智能可靠性检测系统
ZL 2022 1 0605654.1

发明专利--一种电梯预警语音安抚系统
ZL 2020 1 0960241.6

发明专利--一种电梯门防夹装置及方法
ZL 2024 1 0919777.1



荣誉成就

Invention Patent

发明专利--一种电梯轿厢减震装置
ZL 2024 1 0743511.6

发明专利--一种电梯钢丝绳全面检测装置及其检测方法
ZL 2024 1 0825972.8

发明专利--一种电梯自平衡装置及其方法
ZL 2024 1 0825969.6

发明专利--一种电梯轿厢止动装置及电梯




发明专利--一种电梯运行故障检测装置及其检测方法

发明专利--一种垂直电梯紧急制动防坠落装置及其方法

实用专利--一种电梯曳引机组件
ZL 2024 2 1313685.0



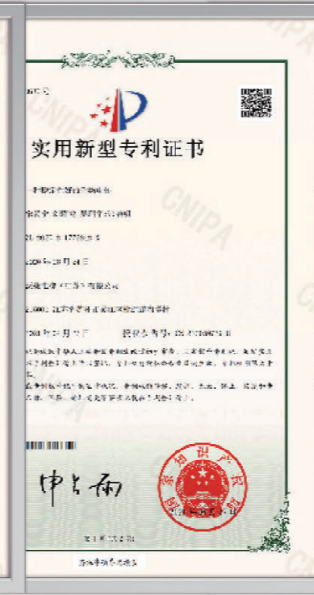

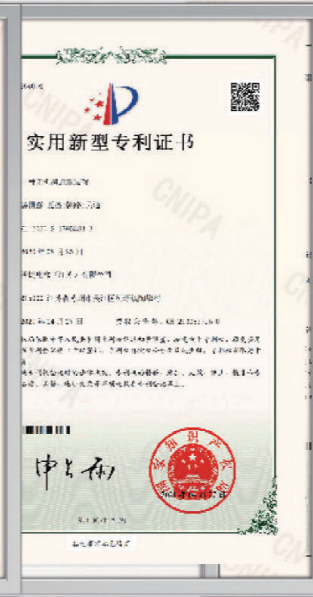
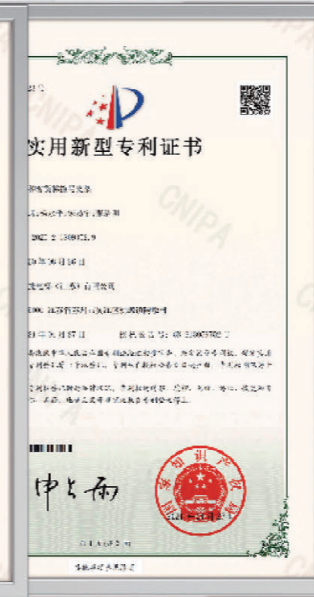

实用专利--一种电梯联动锁止装置
ZL 2024 2 1136345.5

实用专利--一种电梯轿厢的轿顶校正架
ZL 2024 2 1136209.6



荣誉成就 Invention Patent

- 一种安全钳提拉杆固定支架
ZL 2020 2 1795378.2
- 一种带减震器的轿底轮
ZL 2020 2 1808018.1
- 一种开关固定支架
ZL 2020 2 1808025.1
- 一种客货梯撞弓支架
ZL 2020 2 1809352.9
- 一种无机房避震装置
ZL 2020 2 1795383.3
- 一种新型的不锈钢地坎
ZL 2020 2 1795381.4
- 一种可调节的轿底缓冲
ZL 2020 2 1808022.8
- 一种稳定性好的杂物电梯
ZL 2023 2 1772242.X
- 一种小磨损的杂物电梯导轨
ZL 2020 2 1795382.9
- 一种新型的不锈钢防护板
ZL 2020 2 1832463.1



荣誉成就

Invention Patent

一种新型的不锈钢轿厢底
ZL 2020 2 1795335.4

一种新型对重架
ZL 2020 2 1772173.2

一种新型杂物梯机架
ZL 2020 2 1832468.4

一种有机房的减震缓冲装置
ZL 2020 2 1772184.0

一种杂物电梯电磁门锁
ZL 2023 2 1678992.4


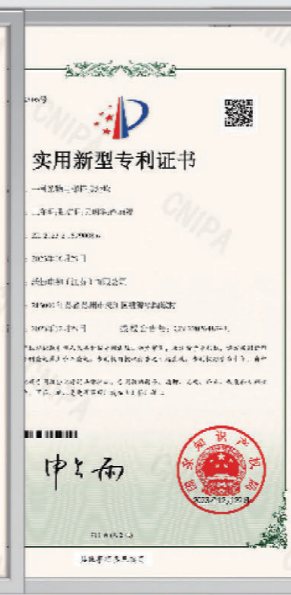



一种杂物电梯门刀机构
ZL 2023 2 1762679.9

一种新型杂物梯门挂轮
ZL 2020 2 1772183.6

一种杂物电梯搭接地坎
ZL 2023 2 1679008.6

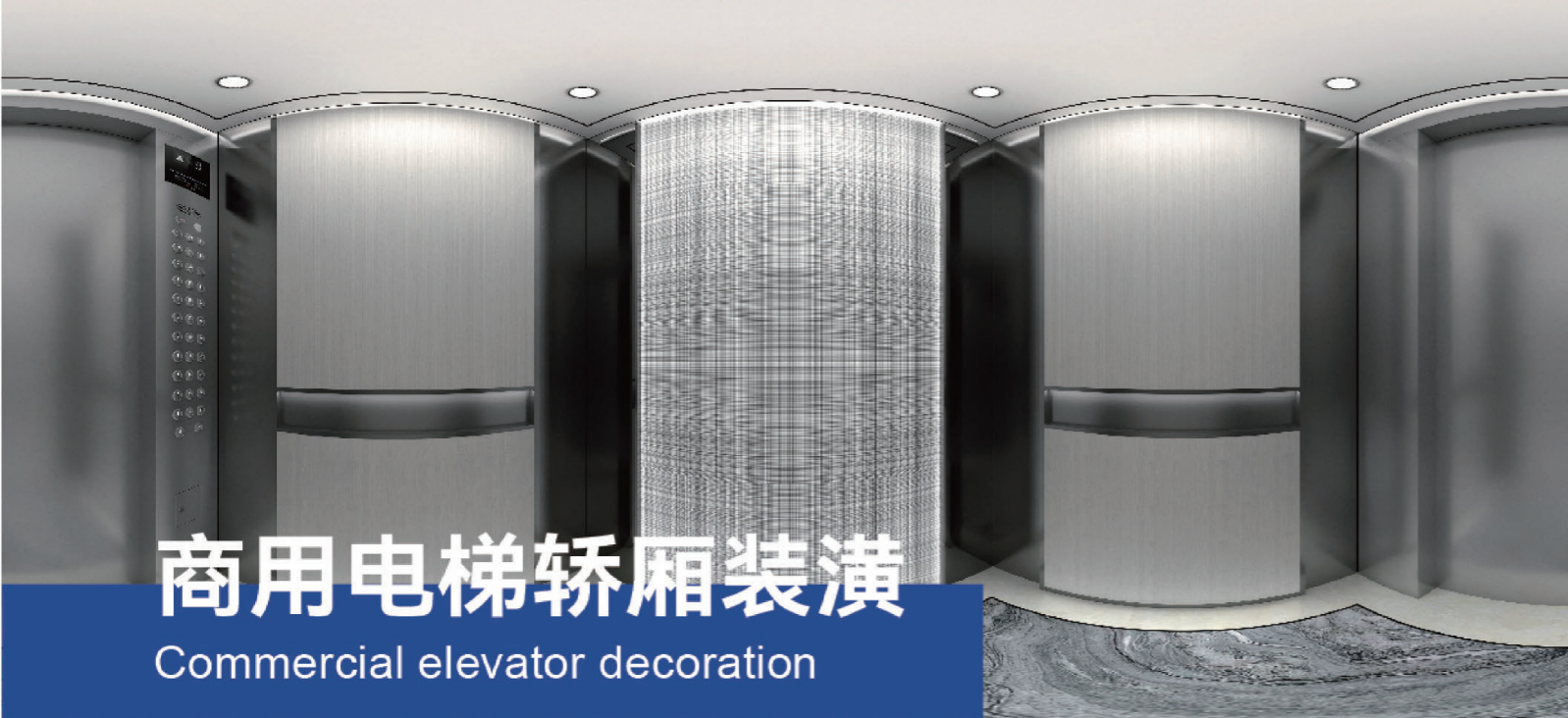
一种杂物电梯轿厢阻止装置
ZL 2023 2 1762681.6

一种杂物梯撞弓支架
ZL 2020 2 1772343.7



商用电梯轿厢装潢

Commercial elevator decoration



FJ-K2401 标配 Standard


吊 顶: 镜面不锈钢, 亚克力灯饰, LED筒灯
 后 壁: 镜面蚀刻不锈钢, 发纹不锈钢
 侧 壁: 镜面不锈钢, 发纹不锈钢
 扶 手: 无
 地 板: PVC

Ceiling: Mirror stainless steel, acrylic lighting fixtures, LED tube light
 Back wall: Mirror etched stainless steel, hairline stainless steel
 Side wall: Mirror stainless steel, hairline stainless steel
 Handrail: None
 Floor: PVC

FJ-K2402 标配 Standard

吊 顶: 镜面不锈钢, 亚克力灯饰, LED筒灯
 后 壁: 镜面蚀刻不锈钢, 发纹不锈钢
 侧 壁: 发纹不锈钢
 扶 手: 无
 地 板: PVC

Ceiling: Mirror stainless steel, acrylic lighting fixtures, LED tube light
 Back wall: Mirror etched stainless steel, hairline stainless steel
 Side wall: Hairline stainless steel
 Handrail: None
 Floor: PVC



FJ-K2403 选配 Optional

吊 顶： 发纹不锈钢，亚克力透光板，LED筒灯
 后 壁： 镜面不锈钢，镜面蚀刻不锈钢
 侧 壁： 镜面不锈钢，镜面蚀刻不锈钢
 扶 手： 发纹不锈钢扁扶手
 地 板： PVC

Ceiling: Hairline stainless steel, acrylic transparent board, LED tube light
 Back wall: Mirror stainless steel, mirror etched stainless steel
 Side wall: Mirror stainless steel, mirror etched stainless steel
 Handrail: Hairline stainless steel flat handrail
 Floor: PVC



FJ-K2404 选配 Optional

吊 顶： 水波纹，LED灯带，LED筒灯
 后 壁： 镜面不锈钢，冰川灰3D缎纹板
 侧 壁： 镜面不锈钢，冰川灰3D缎纹板
 扶 手： 无
 地 板： 米粒型不锈钢

Ceiling: Water ripple, LED light strip, LED tube light
 Back wall: Mirror stainless steel, glacier grey 3D satin plate
 Side wall: Mirror stainless steel, glacier grey 3D satin plate
 Handrail: None
 Floor: Rice grain stainless steel



FJ-K2405 选配 Optional

吊 顶： 镜面不锈钢，亚克力透光板
 后 壁： 镜面蚀刻不锈钢，发纹不锈钢
 侧 壁： 镜面蚀刻不锈钢，发纹不锈钢
 扶 手： 发纹不锈钢扁扶手
 地 板： PVC

Ceiling: Mirror stainless steel, acrylic transparent board
 Back wall: Mirror etched stainless steel, hairline stainless steel
 Side wall: Mirror etched stainless steel, hairline stainless steel
 Handrail: Hairline stainless steel flat handrail
 Floor: PVC



FJ-K2406 选配 Optional

吊 顶： 镜面不锈钢，亚克力灯饰，LED筒灯
 后 壁： 镜面蚀刻，发纹不锈钢
 侧 壁： 发纹不锈钢，镜面不锈钢
 扶 手： 无
 地 板： PVC

Ceiling: Mirror stainless steel, acrylic lighting fixtures, LED tube light
 Back wall: Mirror etched, hairline stainless steel
 Side wall: Hairline stainless steel, mirror stainless steel
 Handrail: None
 Floor: PVC



FJ-K2407 选配 Optional

吊 顶: 镜面不锈钢, 亚克力灯饰, LED筒灯
 后 壁: 钛金发纹不锈钢, 镜面蚀刻不锈钢
 侧 壁: 钛金发纹不锈钢, 镜面不锈钢
 扶 手: 无
 地 板: PVC

Ceiling: Mirror stainless steel, acrylic lighting fixtures, LED tube light
 Back wall: Titanium gold hairline stainless steel, mirror etched stainless steel
 Side wall: Titanium gold hairline stainless steel, mirror stainless steel
 Handrail: None
 Floor: PVC



FJ-K2408 选配 Optional

吊 顶: 镜面不锈钢, LED筒灯, 暗藏灯带
 后 壁: 化妆钢板, 暗藏灯带, 黑色装饰条
 侧 壁: 化妆钢板, 暗藏灯带, 黑色装饰条, 黑钛镜面
 扶 手: 黑钛镜面不锈钢弧形扶手
 地 板: PVC


Ceiling: Mirror stainless steel, LED tube light, hidden light strip
 Back wall: Makeup steel plate, hidden light strip, black decorative strip
 Side wall: Makeup steel plate, hidden light strip, black decorative strip, black titanium mirror
 Handrail: Black titanium mirror stainless steel curved handrail
 Floor: PVC



FJ-K2409 选配 Optional

吊 顶: 玫瑰金发纹不锈钢, 亚克力灯饰, LED筒灯
 后 壁: 玫瑰金发纹不锈钢, 玫瑰金蚀刻不锈钢
 侧 壁: 玫瑰金发纹不锈钢, 镜面不锈钢
 扶 手: 无
 地 板: PVC

Ceiling: Rose gold hairline stainless steel, acrylic lighting fixtures, LED tube light
 Back wall: Rose gold hairline stainless steel, rose gold etched stainless steel
 Side wall: Rose gold hairline stainless steel, mirror stainless steel
 Handrail: None
 Floor: PVC



FJ-K2410 选配 Optional

吊 顶: 金属烤漆造型, 亚克力灯饰, 黑色装饰条
 后 壁: 玫瑰金发纹不锈钢, 玫瑰金镜面蚀刻不锈钢
 侧 壁: 玫瑰金发纹不锈钢
 扶 手: 无
 地 板: PVC

Ceiling: Metal baking paint shape, acrylic lighting fixtures, black decorative strips
 Back wall: Rose gold hairline stainless steel, rose gold mirror etched stainless steel
 Side wall: Rose gold hairline stainless steel
 Handrail: None
 Floor: PVC



FJ-K2411 选配 Optional

吊 顶: 钢板烤漆, 古铜不锈钢圈边, 暗藏灯带, LED筒灯
 后 壁: 古铜发纹不锈钢, 镜面不锈钢, LED灯带
 侧 壁: 古铜发纹不锈钢, 镜面不锈钢
 扶 手: 无
 地 板: PVC

Ceiling: Steel plate baked enamel, bronze stainless steel rim, hidden light band, LED tube light
 Back wall: Bronze hairline stainless steel, mirror stainless steel, LED light strip
 Side wall: Bronze hairline stainless steel, mirror stainless steel
 Handrail: None
 Floor: PVC



FJ-K2412 选配 Optional

吊 顶: 古铜镜面不锈钢, 亚克力灯饰, LED筒灯
 后 壁: 古铜发纹不锈钢, 古铜镜面蚀刻不锈钢
 侧 壁: 古铜发纹不锈钢, 古铜镜面蚀刻不锈钢
 扶 手: 无
 地 板: PVC

Ceiling: Bronze mirror stainless steel, acrylic lighting fixtures, LED tube light
 Back wall: Bronze hairline stainless steel, bronze mirror etched stainless steel
 Side wall: Bronze hairline stainless steel, bronze mirror etched stainless steel
 Handrail: None
 Floor: PVC



FJ-K2413 选配 Optional

吊 顶: 黑钛镜面不锈钢, 亚克力透光板, LED筒灯
 后 壁: 香槟金发纹不锈钢, 黑钛镜面蚀刻不锈钢
 侧 壁: 香槟金发纹不锈钢, 镜面不锈钢
 扶 手: 无
 地 板: PVC

Ceiling: Black titanium mirror stainless steel, acrylic transparent board, LED tube light
 Back wall: Champagne gold hairline stainless steel, black titanium mirror etched stainless steel
 Side wall: Champagne gold hairline stainless steel, mirror stainless steel
 Handrail: None
 Floor: PVC



FJ-K2414 选配 Optional

吊 顶: 玫瑰金发纹不锈钢, 亚克力, LED筒灯
 后 壁: 玫瑰金发纹不锈钢, 镜面蚀刻, 黑色装饰条
 侧 壁: 玫瑰金发纹不锈钢, 镜面不锈钢
 扶 手: 无
 地 板: PVC

Ceiling: Rose gold hairline stainless steel, acrylic, LED tube light
 Back wall: Rose gold hairline stainless steel, mirror etched, black decorative strip
 Side wall: Rose gold hairline stainless steel, mirror stainless steel
 Handrail: None
 Floor: PVC



FJ-K2415 选配 Optional

吊 顶: 木纹化妆钢板, 镜面不锈钢, LED灯带
 后 壁: 镜面蚀刻不锈钢, 木纹化妆钢板, LED灯带
 侧 壁: 木纹化妆钢板, 黑色装饰条, LED灯带
 扶 手: 古铜发纹不锈钢扁扶手
 地 板: PVC

Ceiling: Wood grain cosmetic steel plate, mirror stainless steel, LED light strip
 Back wall: Mirror etched stainless steel, wood grain cosmetic steel plate, LED light strip
 Side wall: Wood grain cosmetic steel plate, black decorative strip, LED light strip
 Handrail: Bronze hairline stainless steel flat handrail
 Floor: PVC



FJ-K2416 选配 Optional

吊 顶: 金属烤漆造型, 暗藏灯带, LED灯带
 后 壁: 木纹化妆钢板, LED灯带, 镜面蚀刻不锈钢
 侧 壁: 木纹化妆钢板
 扶 手: 无
 地 板: PVC

Ceiling: Metal baking paint shape, hidden light strip, LED light strip
 Back wall: Wood grain cosmetic steel plate, LED light strip, mirror etched stainless steel
 Side wall: Wood grain cosmetic steel plate
 Handrail: None
 Floor: PVC



FJ-K2417 选配 Optional

吊 顶: 镜面不锈钢, 亚克力透光板, LED筒灯
 后 壁: 镜面不锈钢, 木纹化妆钢板
 侧 壁: 镜面不锈钢, 木纹化妆钢板
 扶 手: 无
 地 板: PVC

Ceiling: Mirror stainless steel, acrylic transparent board, LED tube light
 Back wall: Mirror stainless steel, wood grain color steel plate
 Side wall: Mirror stainless steel, wood grain color steel plate
 Handrail: None
 Floor: PVC



FJ-K2418 选配 Optional

吊 顶: 发纹不锈钢, 亚克力透光板, LED筒灯
 后 壁: 镜面蚀刻不锈钢, 木纹化妆钢板
 侧 壁: 镜面不锈钢, 木纹化妆钢板
 扶 手: 钛金不锈钢圆管
 地 板: PVC

Ceiling: Hairline stainless steel, acrylic transparent board, LED tube light
 Back wall: Mirror etched stainless steel, wood grain color steel plate
 Side wall: Mirror stainless steel, wood grain color steel plate
 Handrail: Titanium gold stainless steel round tube
 Floor: PVC



FJ-K2419 选配 Optional

吊 顶: 金属烤漆造型, LED灯带, 黑色装饰条
 后 壁: 木纹化妆钢板, 镜面蚀刻, 金属装饰条
 侧 壁: 木纹化妆钢板, 金属装饰条
 扶 手: 无
 地 板: PVC

Ceiling: Metal baking paint shape, LED light strip, black decorative strip
 Back wall: Wood grain cosmetic steel plate, mirror etched, metal decorative strip
 Side wall: Wood grain cosmetic steel plate, metal decorative strip
 Handrail: None
 Floor: PVC



FJ-K2420 选配 Optional

吊 顶: 镜面不锈钢, LED灯带, LED筒灯
 后 壁: 木纹化妆钢板, 镜面蚀刻, 金属装饰条
 侧 壁: 木纹化妆钢板, 黑钛镜面不锈钢
 扶 手: 黑钛不锈钢扁扶手
 地 板: PVC

Ceiling: Mirror stainless steel, LED light strip, LED tube light
 Back wall: Wood grain cosmetic steel plate, mirror etched, metal decorative strip
 Side wall: Wood grain cosmetic steel plate, black titanium mirror stainless steel
 Handrail: Black titanium stainless steel flat handrail
 Floor: PVC



FJ-K2421 选配 Optional

吊 顶: 黑钛镜面不锈钢, 亚克力, LED筒灯
 后 壁: 木纹化妆钢板, 黑钛镜面不锈钢
 侧 壁: 木纹化妆钢板, 黑钛镜面不锈钢
 扶 手: 无
 地 板: PVC

Ceiling: Black titanium mirror stainless steel, acrylic, LED tube light
 Back wall: Wood grain cosmetic steel plate, black titanium mirror stainless steel
 Side wall: Wood grain cosmetic steel plate, black titanium mirror stainless steel
 Handrail: None
 Floor: PVC



FJ-K2422 选配 Optional

吊 顶: 金属烤漆造型, LED灯带, LED筒灯
 后 壁: 化妆钢板, 木纹装饰条, 暗藏灯带
 侧 壁: 化妆钢板, 木纹化妆钢板
 扶 手: 黑钛不锈钢扁扶手, 暗藏灯带
 地 板: PVC

Ceiling: Metal baking paint shape, LED light strip, LED tube light
 Back wall: Makeup steel plate, wood grain decorative strip, hidden light strip
 Side wall: Makeup steel plate, wood grain cosmetic steel plate
 Handrail: Black titanium stainless steel flat handrail, hidden light strip
 Floor: PVC



FJ-K2423 选配 Optional

吊 顶: 金属烤漆造型, 亚克力灯饰, LED筒灯
 后 壁: 木纹化妆钢板, 化妆钢板, 暗藏灯带
 侧 壁: 木纹化妆钢板, 化妆钢板, 暗藏灯带
 扶 手: 香槟金不锈钢扁扶手
 地 板: PVC

Ceiling: Metal baking paint design, acrylic lighting fixtures, LED tube light
 Back wall: Wood grain makeup steel plate, makeup steel plate, hidden light strip
 Side wall: Wood grain makeup steel plate, makeup steel plate, hidden light strip
 Handrail: Champagne gold stainless steel flat handrail
 Floor: PVC



FJ-K2424 选配 Optional

吊 顶: 化妆钢板, LED灯带
 后 壁: 镜面不锈钢, 氛围灯, 化妆钢板
 侧 壁: 化妆钢板, 镜面不锈钢, 黑钛装饰条
 扶 手: 镜面不锈钢圆扶手
 地 板: PVC

Ceiling: Makeup steel plate, LED light strip
 Back wall: Mirror stainless steel, atmosphere light, makeup steel plate
 Side wall: Makeup steel plate, mirror stainless steel, black titanium decorative strip
 Handrail: Mirror stainless steel round handrail
 Floor: PVC



FJ-K2425 选配 Optional

吊 顶: 古铜镜面不锈钢, 暗藏灯带, LED筒灯
 后 壁: 化妆钢板, 古铜镜面不锈钢
 侧 壁: 古铜发纹不锈钢, 古铜镜面不锈钢
 扶 手: 无
 地 板: PVC

Ceiling: Bronze mirror stainless steel, hidden light strip, LED tube light
 Back wall: Makeup steel plate, bronze mirror stainless steel
 Side wall: Bronze hairline stainless steel, bronze mirror stainless steel
 Handrail: None
 Floor: PVC



FJ-K2426 选配 Optional

吊 顶: 黑钛镜面不锈钢, 亚克力透光板
 后 壁: 化妆钢板, 黑色装饰条
 侧 壁: 玫瑰金发纹不锈钢, 化妆钢板, 黑色装饰条
 扶 手: 无
 地 板: PVC

Ceiling: Black titanium mirror stainless steel, acrylic transparent board
 Back wall: Makeup steel plate, black decorative strip
 Side wall: Rose gold hairline stainless steel, makeup steel plate, black decorative strip
 Handrail: None
 Floor: PVC

别墅电梯

Villa elevator

完美生活，舒适惬意

Perfect life, comfortable

别墅电梯能让您尽情享受安逸。专用的变频系统精确控制电梯的运行状态，多方位提升舒适体验。噪音小，安装方便，成就您美妙的居家环境。不仅节省了机房设计建造费用，更使您的建筑得到充分利用，占用面积小、无电梯井道、安全可靠，这都将是我们为您想到的。

别墅电梯是复式和多层居家理想的实用又精致的电梯，也是老人、病人、残疾人居家最理想的上下层交通工具。

The villa elevator allows you to enjoy your comfort. The dedicated frequency conversion system precisely controls the operating state of the elevator to enhance the comfort experience in all directions. Low noise and easy installation for a wonderful home environment. It not only saves the cost of machine room design and construction, but also makes your building fully utilized, occupying a small area, no elevator shaft, safe and reliable, which will be what we think of for you.


Villa elevator is the ideal practical and exquisite elevator for duplex and multi-storey homes, and it is also the most ideal upper and lower means of transportation for the elderly, the sick and the disabled.

开门方式

Opening mode

多种开门方式供您选择，满足您的不同需求。

A variety of ways to open the door for you to choose to meet your different needs.



中分门	中分双折门	旁开门	手拉门
Center opening door	Center double fold door	Side opening door	Sliding door



01

建筑预留井道

Construction of reserved well

楼房有专用电梯井道
电梯可以直接安装在专用井道内

The building has a dedicated elevator shaft
The elevator can be installed directly
in the dedicated well

02

中空大厅型

Hollow hall type

在大厅加装铝合金井道安装电梯
有中空的大厅

Aluminum alloy shaft in the lobby to
install the elevator
There are hollow halls

03

环绕楼梯型

Circular staircase

在中间加装井道安装电梯
环绕楼梯中间有合适空间

Install the elevator in the middle of the shaft
There is a suitable space in the middle
of the circular staircase

04

室内楼板开孔

Interior floor openings

在楼板开出合适的孔加装井道安装电梯
电梯只能安装在室内，楼梯内没有合适空间

Make suitable holes in the floor to install the elevator
Elevator can only be installed indoors,
no space in the stairs

空间位置灵活

Flexible spatial position

四种安装场景：建筑预留井道、中空大厅、环绕楼梯、室内楼板开孔。
专业的团队进行方案拟定及安装，满足用户个性化定制需求，打造高端奢华的家居生活。

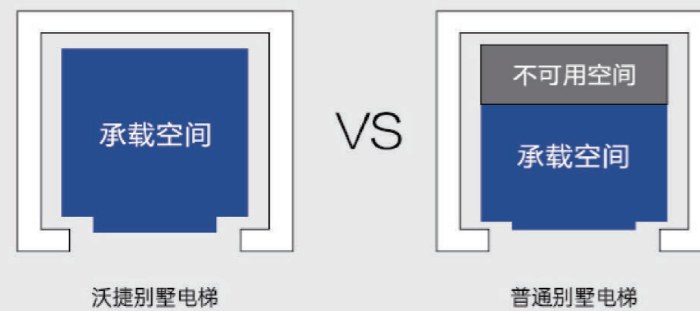
Four installation scenarios: building reserved well, hollow hall, circular staircase, indoor floor opening.
Professional team for planning and installation, to meet the personalized customization needs of users,
to create high-end luxury home life.

更大空间 更小占地

Bigger spaces
Smaller covering areas

卓越空间解析

Outstanding space analysis



钢结构井架
Steel structure well frame

30%

节约安装占地空间
Save installation space

钢结构井架

Steel structure well frame

性价比高，外包板后期由装修单位封装与设计风格一致，安装位置可自选，表面喷涂防锈处理，耐腐蚀。


High cost performance, and the packaging of the outer panel by the decoration unit in the later stage is consistent with the design style, The installation position can be selected by yourself, and the surface is sprayed with rust prevention treatment, which is corrosion resistant.

铝合金井架

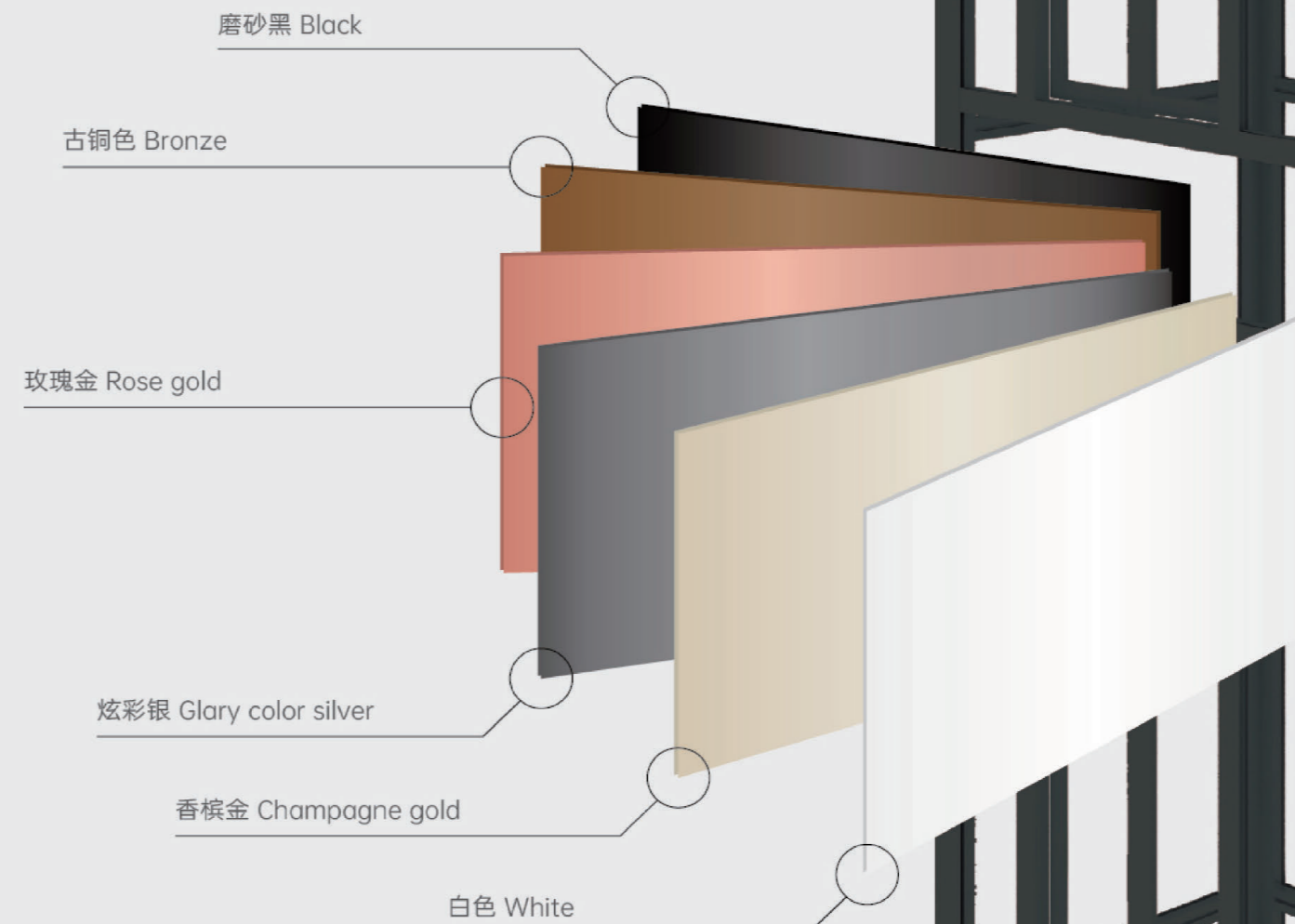
Aluminum alloy well frame

独立的框架玻璃设计，不额外增加建筑成本，透光性好，与室内装潢融为一体；安装位置可自选，耐腐蚀，寿命周期长，选用工业级铝合金，玻璃采用安全夹胶玻璃。

Independent frame glass design has no extra increase of the building cost with fine light transparency. It integrates with indoor decoration into one. Installation position can be chosen by the user. It resists any corrosion with long service life. It chooses industrial-level aluminum alloy. Glass applies safety laminated glass.




铝合金井架
Aluminum alloy well frame



别墅电梯轿厢装潢

Villa elevator car decoration



FJ-V2401 选配 Optional


吊 顶: 白色木饰面, 线性灯, 射灯
 后 壁: 科技木饰面, 铝型材包边, 镜面不锈钢
 侧 壁: 科技木饰面, 铝型材包边, 镜面不锈钢
 扶 手: 无
 地 板: PVC

Ceiling: White wood veneer, linear light, spot light
 Back wall: Technology wood veneer, aluminum profile edge, mirror stainless steel
 Side wall: Technology wood veneer, aluminum profile edge, mirror stainless steel
 Handrail: None
 Floor: PVC

FJ-V2402 选配 Optional

吊 顶: 镜面不锈钢, 亚克力灯饰
 后 壁: 发纹不锈钢, 香槟金镜面蚀刻不锈钢
 侧 壁: 发纹不锈钢, 香槟金镜面不锈钢
 扶 手: 无
 地 板: PVC

Ceiling: Mirror stainless steel, acrylic lighting fixtures
 Back wall: Hairline stainless steel, champagne gold mirror etched stainless steel
 Side wall: Hairline stainless steel, champagne gold mirror stainless steel
 Handrail: None
 Floor: PVC



FJ-V2403 选配 Optional

吊 顶: 镜面不锈钢, 亚克力透光板
 后 壁: 发纹不锈钢, 黑钛镜面蚀刻不锈钢
 侧 壁: 发纹不锈钢, 黑钛镜面蚀刻不锈钢
 扶 手: 无
 地 板: PVC

Ceiling: Mirror stainless steel, acrylic transparent board
 Back wall: Hairline stainless steel,
 black titanium mirror etched stainless steel
 Side wall: Hairline stainless steel,
 black titanium mirror etched stainless steel
 Handrail: None
 Floor: PVC



FJ-V2404 选配 Optional

吊 顶: 黑钛镜面不锈钢, 亚克力透光板, LED筒灯
 后 壁: 长发丝黑钛, LED灯带, 黑钛镜面
 侧 壁: 黑钛镜面, 长发丝黑钛
 扶 手: 无
 地 板: PVC, LED灯带

Ceiling: Black titanium mirror stainless steel,
 acrylic transparent plate, LED tube light
 Back wall: Long hair black titanium, LED light strip,
 black titanium mirror
 Side wall: Black titanium mirror, long hair black titanium
 Handrail: None
 Floor: PVC, LED light strip



FJ-V2405 选配 Optional

吊 顶: 钢板烤漆, 玫瑰金不锈钢圈边, 暗藏灯带
 后 壁: 玫瑰金发纹不锈钢, 玫瑰金镜面蚀刻, LED灯带
 侧 壁: 玫瑰金发纹不锈钢, 玫瑰金镜面
 扶 手: 无
 地 板: PVC

Ceiling: Steel plate baked enamel, rose gold stainless
 steel rim, hidden light band
 Back wall: Rose gold hairline stainless steel, rose gold mirror
 etched, LED light strip
 Side wall: Rose gold hairline stainless steel, rose gold mirror
 Handrail: None
 Floor: PVC



FJ-V2406 选配 Optional

吊 顶: 玫瑰金发纹不锈钢, 亚克力, LED筒灯
 后 壁: 玫瑰金发纹不锈钢, 玫瑰金镜面蚀刻不锈钢
 侧 壁: 玫瑰金发纹不锈钢, 黑钛镜面不锈钢
 扶 手: 无
 地 板: PVC

Ceiling: Rose gold hairline stainless steel, acrylic, LED tube light
 Back wall: Rose gold hairline stainless steel, rose gold mirror
 etched stainless steel
 Side wall: Rose gold hairline stainless steel, black titanium
 mirror stainless steel
 Handrail: None
 Floor: PVC



FJ-V2407 选配 Optional

吊 顶：古铜色发纹不锈钢，暗藏灯带，LED灯带
 后 壁：古铜色发纹蚀刻不锈钢，古铜色镜面不锈钢
 侧 壁：古铜色发纹蚀刻不锈钢，古铜色镜面不锈钢
 扶 手：无
 地 板：PVC

Ceiling: Bronze hairline stainless steel, hidden light strip, LED light strip
 Back wall: Bronze hairline etched stainless steel, bronze mirror stainless steel
 Side wall: Bronze hairline etched stainless steel, bronze mirror stainless steel
 Handrail: None
 Floor: PVC



FJ-V2408 选配 Optional

吊 顶：亚克力喷绘板，LED灯
 后 壁：古铜发纹不锈钢，古铜镜面蚀刻不锈钢
 侧 壁：古铜镜面不锈钢，古铜发纹不锈钢
 扶 手：无
 地 板：PVC

Ceiling: Acrylic spray painting board, LED light
 Back wall: Bronze hairline stainless steel, bronze mirror etched stainless steel
 Side wall: Bronze mirror stainless steel, bronze hairline stainless steel
 Handrail: None
 Floor: PVC



FJ-V2409 选配 Optional

吊 顶：钢板烤漆，LED灯
 后 壁：古铜镜面蚀刻不锈钢
 侧 壁：古铜镜面不锈钢，古铜发纹不锈钢
 扶 手：无
 地 板：PVC

Ceiling: Steel plate baked enamel, LED light
 Back wall: Bronze mirror etched stainless steel
 Side wall: Bronze hairline stainless steel, bronze hairline stainless steel
 Handrail: None
 Floor: PVC



FJ-V2410 选配 Optional

吊 顶：金属烤漆造型，暗藏灯带，LED灯
 后 壁：黑钛镜面蚀刻不锈钢，化妆钢板
 侧 壁：化妆钢板，黑钛发纹不锈钢
 扶 手：无
 地 板：PVC

Ceiling: Metal baking paint shape, hidden light strip, LED light
 Back wall: Black titanium mirror etched stainless steel, makeup steel plate
 Side wall: Makeup steel plate, black titanium hairline stainless steel
 Handrail: None
 Floor: PVC



FJ-V2411 选配 Optional

吊 顶: 喷涂钢板, 暗藏灯带
后 壁: 岩板, 香槟金发纹不锈钢, 暗藏灯带
侧 壁: 香槟金发纹不锈钢, 木纹化妆钢板
扶 手: 香槟金不锈钢圆管
地 板: PVC

Ceiling: Spray coated steel plate, hidden light strip
Back wall: Rock slab, champagne gold hairline stainless steel, hidden light strip
Side wall: Champagne gold hairline stainless steel, wood grain cosmetic steel plate
Handrail: Champagne gold stainless steel round tube
Floor: PVC



FJ-V2412 选配 Optional

吊 顶: 喷涂钢板, 古铜镜面不锈钢, LED灯
后 壁: 岩板, 喷涂钢板, 暗藏灯带
侧 壁: 古铜镜面不锈钢, 暗藏灯带, 木纹化妆钢板
扶 手: 无
地 板: PVC

Ceiling: Spray coated steel plate, bronze mirror stainless steel, LED light
Back wall: Rock slab, spray coated steel plate, hidden light strip
Side wall: Bronze mirror stainless steel, hidden light strip, wood grain cosmetic steel plate
Handrail: None
Floor: PVC



FJ-V2413 选配 Optional

吊 顶: 香槟金发纹不锈钢, 暗藏灯带, LED灯
后 壁: 岩板, 香槟金装饰条, 化妆钢板, 暗藏灯带
侧 壁: 香槟金发纹不锈钢, 化妆钢板
扶 手: 无
地 板: PVC

Ceiling: Champagne gold hairline stainless steel, hidden light strip, LED light
Back wall: Rock slab, champagne gold decorative strip, makeup steel plate, hidden light strip
Side wall: Champagne gold hairline stainless steel, makeup steel plate
Handrail: None
Floor: PVC



FJ-V2414 选配 Optional

吊 顶: 喷涂钢板, 暗藏灯带, 黑钛不锈钢框架, 镜面不锈钢
后 壁: 艺术岩板, 黑钛装饰条, 木纹化妆钢板, 暗藏灯带
侧 壁: 木纹化妆钢板
扶 手: 无
地 板: PVC

Ceiling: Spray coated steel plate, hidden light strip, black titanium stainless steel frame, mirror stainless steel
Back wall: Artistic rock slab, black titanium decorative strip, wood grain cosmetic steel plate, hidden light strip
Side wall: Wood grain cosmetic steel plate
Handrail: None
Floor: PVC



FJ-V2415 选配 Optional

吊 顶：发纹不锈钢边框，亚克力透光板，LED筒灯
 后 壁：彩纹钢板，木纹彩钢板
 侧 壁：彩纹钢板，木纹彩钢板
 扶 手：无
 地 板：PVC

Ceiling: Hairline stainless steel frame,
acrylic transparent board, LED tube light
 Back wall: Colored steel plate, wood grain colored steel plate
 Side wall: Colored steel plate, wood grain colored steel plate
 Handrail: None
 Floor: PVC



FJ-V2416 选配 Optional

吊 顶：发纹不锈钢边框，亚克力影像透光板
 后 壁：彩纹钢板，木纹彩钢板
 侧 壁：彩纹钢板，木纹彩钢板
 扶 手：无
 地 板：PVC


Ceiling: Hairline stainless steel frame,
acrylic image translucent board
 Back wall: Colored steel plate, wood grain colored steel plate
 Side wall: Colored steel plate, wood grain colored steel plate
 Handrail: None
 Floor: PVC



FJ-V2417 选配 Optional

吊 顶：金属烤漆造型，暗藏灯带，黑色装饰条
 后 壁：化妆钢板，木纹化妆钢板，LED灯带
 侧 壁：镜面不锈钢，木纹化妆钢板
 扶 手：无
 地 板：PVC

Ceiling: Metal baking paint shape, hidden light strip,
black decorative strip
 Back wall: Makeup steel plate, wood grain cosmetic steel plate,
LED light strip
 Side wall: Mirror stainless steel, wood grain cosmetic steel plate
 Handrail: None
 Floor: PVC



FJ-V2418 选配 Optional

吊 顶：金属烤漆造型，暗藏灯带，LED灯
 后 壁：化妆钢板，岩板，暗藏灯带
 侧 壁：化妆钢板
 扶 手：无
 地 板：PVC

Ceiling: Metal baking paint shape, hidden light strip,
LED light
 Back wall: Makeup steel plate, rock slab, hidden light strip
 Side wall: Makeup steel plate
 Handrail: None
 Floor: PVC



FJ-V2419 选配 Optional

吊 顶: 白色烤漆吊顶, 黑色装饰条, 暗藏灯带, LED筒灯
后 壁: 彩妆钢板, 木纹彩钢板
侧 壁: 黑钛镜面不锈钢, 木纹彩钢板
扶 手: 黑钛不锈钢扶手
地 板: PVC

Ceiling: White painted ceiling, black decorative strip, hidden light strip, LED tube light
Back wall: Makeup steel plate, wood grain color steel plate
Side wall: Black titanium mirror stainless steel, wood grain color steel plate
Handrail: Black titanium stainless steel handrail
Floor: PVC



FJ-V2420 选配 Optional

吊 顶: 白色烤漆吊顶, 暗藏灯带
后 壁: 镜面蚀刻, 木纹彩钢板
侧 壁: 香槟金镜面不锈钢, 木纹彩钢板
扶 手: 无
地 板: PVC


Ceiling: White painted ceiling, hidden light strip
Back wall: Mirror etched, wood grain color steel plate
Side wall: Champagne gold mirror stainless steel, wood grain color steel plate
Handrail: None
Floor: PVC



FJ-V2421 选配 Optional

吊 顶: 发纹不锈钢, LED灯带, LED灯
后 壁: 镜面不锈钢, 木纹化妆钢板, LED灯带
侧 壁: 木纹化妆钢板, 黑色装饰条
扶 手: 无
地 板: PVC

Ceiling: Hairline stainless steel, LED light strip, LED light
Back wall: Mirror stainless steel, wood grain cosmetic steel plate, LED light strip
Side wall: Wood grain cosmetic steel plate, black decorative strip
Handrail: None
Floor: PVC



FJ-V2422 选配 Optional

吊 顶: 发纹不锈钢, 亚克力喷绘板, LED灯
后 壁: 玫瑰金镜面不锈钢, 木纹化妆钢板, 暗藏灯带
侧 壁: 木纹化妆钢板, LED灯带
扶 手: 无
地 板: PVC

Ceiling: Hairline stainless steel, acrylic spray painted board, LED light
Back wall: Rose gold mirror stainless steel, wood grain cosmetic steel plate, hidden light strip
Side wall: Wood grain cosmetic steel plate, LED light strip
Handrail: None
Floor: PVC



FJ-V2423 选配 Optional

吊 顶：发纹不锈钢，亚克力灯饰
 后 壁：镜面不锈钢，木纹化妆钢板，黑色装饰条
 侧 壁：木纹化妆钢板，暗藏灯带
 扶 手：黑钛不锈钢，暗藏灯带
 地 板：PVC

Ceiling: Hairline stainless steel, acrylic lighting fixtures
 Back wall: Mirror stainless steel, wood grain cosmetic steel plate, black decorative strip
 Side wall: Wood grain cosmetic steel plate, hidden light strip
 Handrail: Black titanium stainless steel, hidden light strip
 Floor: PVC



FJ-V2424 选配 Optional

吊 顶：镜面不锈钢，亚克力，LED筒灯
 后 壁：镜面不锈钢
 侧 壁：木纹化妆钢板，镜面不锈钢
 扶 手：发纹不锈钢圆扶手
 地 板：PVC

Ceiling: Mirror stainless steel, acrylic, LED tube light
 Back wall: Mirror stainless steel
 Side wall: Wood grain cosmetic steel plate, mirror stainless steel
 Handrail: Hairline stainless steel round handrail
 Floor: PVC



FJ-V2425 选配 Optional

吊 顶：白色烤漆吊顶，玫瑰金镜面包边，暗藏灯带，LED灯
 后 壁：彩妆钢板，木纹彩钢板，装饰画
 侧 壁：玫瑰金镜面不锈钢，木纹彩钢板
 扶 手：无
 地 板：PVC

Ceiling: White painted ceiling, rose gold mirror edge, hidden light strip, LED light
 Back wall: Makeup steel plate, wood grain color steel plate, decorative painting
 Side wall: Rose gold mirror stainless steel, wood grain color steel plate
 Handrail: None
 Floor: PVC



FJ-V2426 选配 Optional

吊 顶：镜面水波纹不锈钢，暗藏灯带
 后 壁：皮革硬包，玫瑰金装饰条，装饰玻璃，暗藏灯带
 侧 壁：皮革硬包，玫瑰金装饰条
 扶 手：无
 地 板：PVC

Ceiling: Mirror water corrugated stainless steel, hidden light strip
 Back wall: Leather hard bag, rose gold trim, decorative glass, hidden light strip
 Side wall: Leather hard bag, rose gold trim
 Handrail: None
 Floor: PVC



FJ-V2427 选配 Optional

吊 顶: 镜面不锈钢, LED灯带, LED筒灯
 后 壁: 大理石饰面, 木纹化妆钢板
 侧 壁: 镜面不锈钢, 木纹化妆钢板
 扶 手: 无
 地 板: PVC

Ceiling: Mirror stainless steel, LED light strip, LED tube light
 Back wall: Marble veneer, wood grain cosmetic steel plate
 Side wall: Mirror stainless steel,
 wood grain cosmetic steel plate
 Handrail: None
 Floor: PVC



FJ-V2428 选配 Optional

吊 顶: 金属烤漆造型, LED灯, 黑色装饰条
 后 壁: 大理石饰面, 黑钛发纹不锈钢, 暗藏灯带
 侧 壁: 黑钛发纹不锈钢, 黑钛镜面不锈钢
 扶 手: 无
 地 板: PVC

Ceiling: Metal baking paint shape, LED light, black decorative strips
 Back wall: Marble veneer, black titanium hairline stainless steel,
 hidden light strip
 Side wall: Black titanium hairline stainless steel,
 black titanium mirror stainless steel
 Handrail: None
 Floor: PVC



FJ-V2429 选配 Optional

吊 顶: 镜面不锈钢, LED灯带, LED筒灯
 后 壁: 贴膜饰面, LED灯带, 暗藏灯带, 喷砂不锈钢镀
 水晶蓝半哑防指纹
 侧 壁: 贴膜饰面, 暗藏灯带, 喷砂不锈钢镀水晶蓝半
 哑防指纹
 扶 手: 镜面不锈钢
 地 板: PVC

Ceiling: Mirror stainless steel, LED light strip, LED tube light
 Back wall: Film coated finish, LED light strip, hidden light strip, sandblasted
 stainless steel plated crystal blue semi matte anti fingerprint
 Side wall: Film coated finish, hidden light strip, sandblasted stainless
 steel plated crystal blue semi matte anti fingerprint
 Handrail: Mirror stainless steel
 Floor: PVC



FJ-V2430 选配 Optional

吊 顶: 镜面不锈钢, 亚克力灯饰
 后 壁: 玫瑰金抗指纹不锈钢, 大理石饰面, 暗藏灯带
 侧 壁: 玫瑰金抗指纹不锈钢
 扶 手: 无
 地 板: PVC

Ceiling: Mirror stainless steel, acrylic lighting fixtures
 Back wall: Rose gold anti fingerprint stainless steel,
 marble veneer, hidden light strip
 Side wall: Rose gold anti fingerprint stainless steel
 Handrail: None
 Floor: PVC



FJ-V2431 选配 Optional

吊 顶： 镜面不锈钢，亚克力灯饰
 后 壁： 发纹不锈钢，安全夹胶玻璃
 侧 壁： 发纹不锈钢，安全夹胶玻璃
 扶 手： 不锈钢单管
 地 板： PVC

Ceiling: Mirror stainless steel, acrylic lighting fixtures
 Back wall: Hairline stainless steel, safety laminated glass
 Side wall: Hairline stainless steel, safety laminated glass
 Handrail: Stainless steel single tube
 Floor: PVC



FJ-V2432 选配 Optional

吊 顶： 黑钛发纹不锈钢，亚克力灯饰，安全夹胶玻璃
 后 壁： 安全夹胶玻璃
 侧 壁： 黑钛发纹不锈钢，安全夹胶玻璃
 扶 手： 黑钛不锈钢
 地 板： PVC

Ceiling: Black titanium hairline stainless steel, acrylic lighting fixtures, safety laminated glass
 Back wall: Safety laminated glass
 Side wall: Black titanium hairline stainless steel, safety laminated glass
 Handrail: Black titanium stainless steel
 Floor: PVC



FJ-V2433 选配 Optional

吊 顶： 香槟金铝合金，亚克力灯饰
 后 壁： 香槟金铝合金，安全夹胶玻璃
 侧 壁： 香槟金铝合金，黑钛镜面不锈钢，安全夹胶玻璃
 扶 手： 无
 地 板： PVC

Ceiling: Champagne gold aluminum alloy, acrylic lighting fixtures
 Back wall: Champagne gold aluminum alloy, safety laminated glass
 Side wall: Champagne gold aluminum alloy, black titanium mirror stainless steel, safety laminated glass
 Handrail: None
 Floor: PVC



FJ-V2434 选配 Optional

吊 顶： 灰钛铝合金，亚克力灯饰
 后 壁： 安全夹胶玻璃
 侧 壁： 灰钛铝合金，黑钛镜面不锈钢，安全夹胶玻璃
 扶 手： 无
 地 板： PVC

Ceiling: Gray titanium aluminum alloy, acrylic lighting fixtures
 Back wall: Safety laminated glass
 Side wall: Gray titanium aluminum alloy, black titanium mirror stainless steel, safety laminated glass
 Handrail: None
 Floor: PVC

加装电梯

Re-installation elevator

占地小

Small footprint

无机房井道利用率高，钢结构井架与电梯设备装置有机结合，与原有建筑匹配贴合，占地面积仅为3-5m²，不占道、不堵塞消防通道、不侵占公共空间。

The inorganic room has a high utilization rate of the shaft, and the steel derrick and elevator equipment are organically combined. It matches and fits with the original building. It covers an area of only 3-5m². It does not occupy the road, block the fire-fighting passage and occupy the public space.

钢结构模块化

Modular steel structure

利用定型钢材，采用独特的设计和工艺制作。钢结构井道由专业的团队设计、制造，可适应各种复杂建筑结构，与电梯设备装置完美结合。

It utilizes standard steel material. It applies unique design, craft & technology for making. Steel structure well has been designed and manufactured by professional team. It can adapt to various complicated building structures. It perfectly combines with the elevator equipment.

性能佳

Good performance

智能化矢量控制，轻松实现电梯直接靠站，自动计算适合人体舒适的运行曲线，伴您尊享幸福生活。

Intellectual vector control easily fulfills direct elevator parking. It automatically calculates the cozy running curve that suits human body. It accompanies you to nobly enjoy a happy life.



人机界面

Man-machine interface

简与繁的结合，机械和艺术的融合，
点滴细节为您呈现空间美学。

The combination of simplicity and complexity,
the integration of machinery and art,
Every detail presents the aesthetics of space for you.


FJ-C01
选配 Optional



FJ-C02
选配 Optional




FJ-C03
选配 Optional




FJ-W01 FJ-W02
选配 Optional 选配 Optional




FJ-W03
选配 Optional



FJ-W04
选配 Optional




FJ-C04
选配 Optional



FJ-C05
选配 Optional



FJ-W05
选配 Optional





FJ-TM01

选配 Optional
发纹蚀刻不锈钢
Hairline etched stainless steel



FJ-TM02

选配 Optional
发纹蚀刻不锈钢
Hairline etched stainless steel



FJ-TM03

选配 Optional
黑钛镜面蚀刻
Black titanium mirror etched




FJ-TM04

选配 Optional
黑钛镜面蚀刻
Black titanium mirror etched



FJ-TM09

选配 Optional
香槟金发纹蚀刻
Champagne gold hairline etched



FJ-TM10

选配 Optional
香槟金发纹蚀刻
Champagne gold hairline etched



FJ-TM11

选配 Optional
古铜镜面蚀刻
Bronze mirror etched



FJ-TM12

选配 Optional
古铜镜面蚀刻
Bronze mirror etched



FJ-TM05

选配 Optional
钛金镜面蚀刻
Titanium gold mirror etched




FJ-TM06

选配 Optional
钛金镜面蚀刻
Titanium gold mirror etched



FJ-TM07

选配 Optional
玫瑰金镜面蚀刻
Rose gold mirror etched



FJ-TM08

选配 Optional
玫瑰金镜面蚀刻
Rose gold mirror etched




FJ-TM13

选配 Optional
彩纹钢板
Color grain steel plate



FJ-TM14

选配 Optional
自动平开门
Automatic sliding door



FJ-TM15

选配 Optional
手拉门
Sliding door



FJ-TM16

选配 Optional
不锈钢边框+观光玻璃
Stainless steel frame +
sightseeing glass

注：样本照片和实物稍微出入之处，一切以实物为准


注：样本照片和实物稍微出入之处，一切以实物为准

 吊顶系列
Ceiling series




FJ-DD01

选配 Optional



FJ-DD02

选配 Optional



FJ-DD03

选配 Optional




FJ-DD04

选配 Optional



FJ-DD05


选配 Optional



FJ-DD06

选配 Optional

 岩板系列
Rock slab series



FJ-DB01

选配 Optional



FJ-DB02

选配 Optional




FJ-DB03

选配 Optional


注：样本照片和实物稍微出入之处，一切以实物为准

 扶手系列
Handrail series



FJ-FS01

选配 Optional



FJ-FS02

选配 Optional




FJ-FS03

选配 Optional



FJ-FS04

选配 Optional



FJ-FS05


选配 Optional



FJ-FS06

选配 Optional

 米粒不锈钢
Rice grain type



FJ-DB04

选配 Optional

 PVC系列
PVC series



FJ-DB05

选配 Optional



FJ-DB06

选配 Optional

注：样本照片和实物稍微出入之处，一切以实物为准

载货电梯

Freight elevator

在物流领域，工厂、仓库、购物中心、超级市场、机场、车站等不同场所的运货需求中，载货电梯的发展日臻完善，我们生产的电梯产品种类繁多，长期以来奠定了沃捷载货电梯“节能、安全、恒力、精准”的技术和生产优势，完成了对用户高效能和人性化的服务。

In logistics field, upon goods transport requirements in different places such as factory; warehouse; shopping center; supermarket; airport; bus station etc., freight elevator develops perfectly each day. Over the years, A.J.Elevator freight elevator owns "energy-saving, safe, constant force, accurate" technology and manufacture advantages. It finishes effective and human-centered service for vast users.

加强防护载货电梯

Strengthen the protection of freight elevators

超大吨位 使命必达

Ultra large tonnage mission must be achieved

载重20、25吨可供选择，提供专业化垂直运输的货梯解决方案。提升物流运载效率，助力实现“工业上楼”，促进产业升级。

Available in capacities of 20 and 25 tons, we provide specialized vertical transportation solutions for cargo elevators. Improve logistics transportation efficiency, help achieve "industrial upgrading", and promote industrial upgrading.

智能传感 灵活自如

Intelligent sensing is flexible and effortless

轿厢入口处装有传感装置，探测区域与灵敏度均可分别调整。灵活感应快速开启预防碰伤，助力货物高效运输。

A sensing device is installed at the entrance of the elevator car, and the detection area and sensitivity can be adjusted separately. Flexible sensing and quick opening prevent collision and assist in efficient transportation of goods.

保护部件 用心设计

Carefully designed protective components

防撞柱和壁板防撞条设计，进一步提高产品防护能力，确保大吨位运输的安全。

The design of anti-collision columns and wall panel anti-collision strips further improves the product's protective ability and ensures the safety of large tonnage transportation.

垂直角度30°

全包围防撞条



FJ-H001 标配 Standard

吊顶：喷涂钢板

轿壁/轿门：喷涂钢板

照明：节能灯

开门方式：中分双折式

地板：米粒型不锈钢

Ceiling: Sprayed steel plate

Car wall/car door: Sprayed steel plate

Lighting: Energy-saving lamp

Door opening method: Center split double fold

Floor: Rice grain stainless steel



FJ-H002 选配 Optional

吊顶：喷涂钢板

轿壁/轿门：喷涂钢板

照明：节能灯

开门方式：中分双折式

地板：花纹钢板

Ceiling: Sprayed steel plate

Car wall/car door: Sprayed steel plate

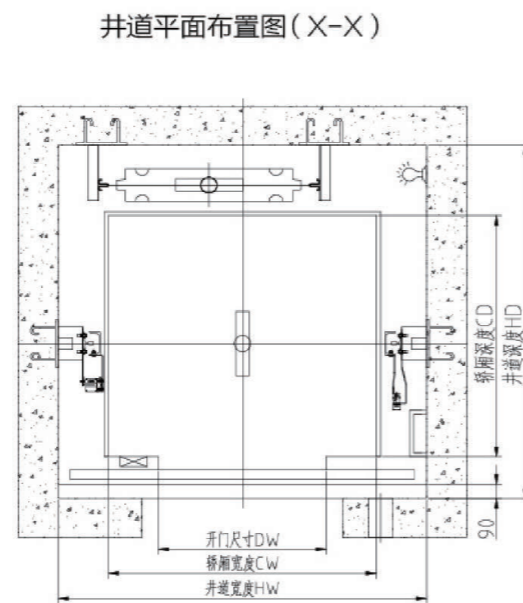
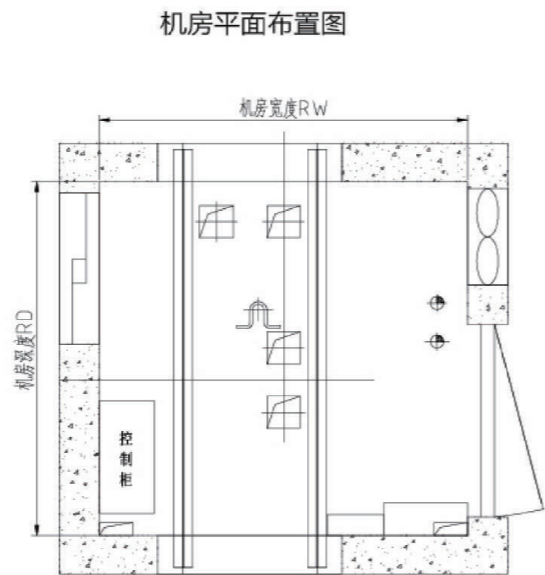
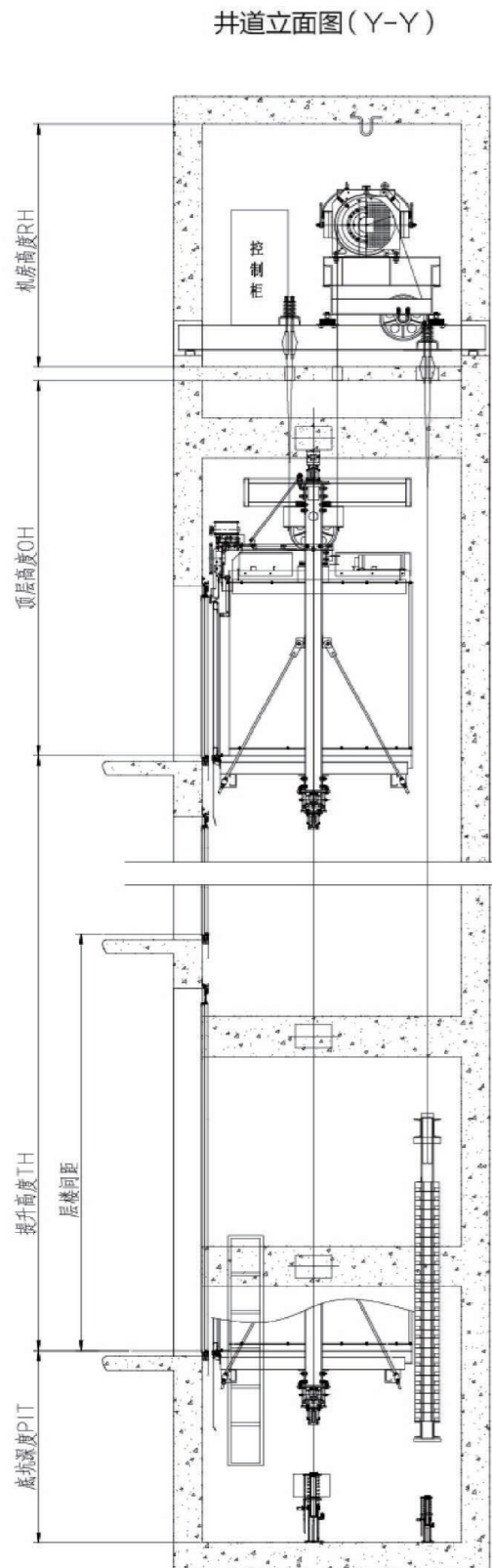
Lighting: Energy-saving lamps

Door opening mode: Center split double fold

Floor: Patterned steel plate

小机房乘客电梯土建参数表

Small machine room passenger elevator construction drawing

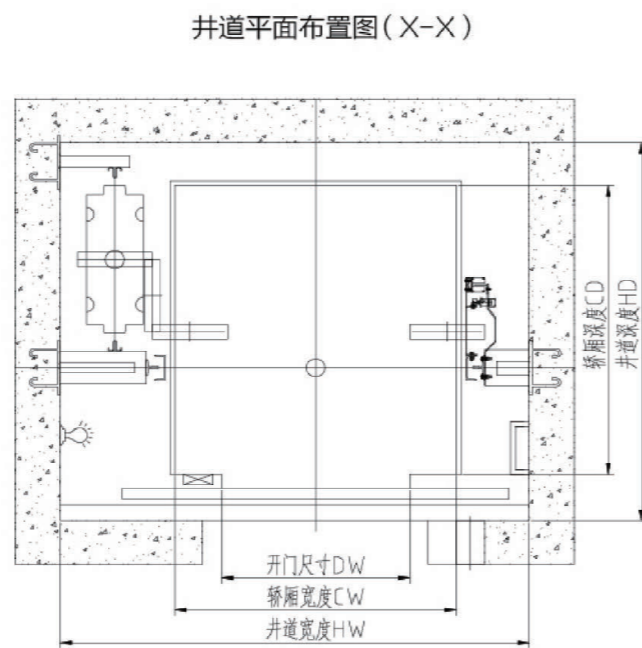
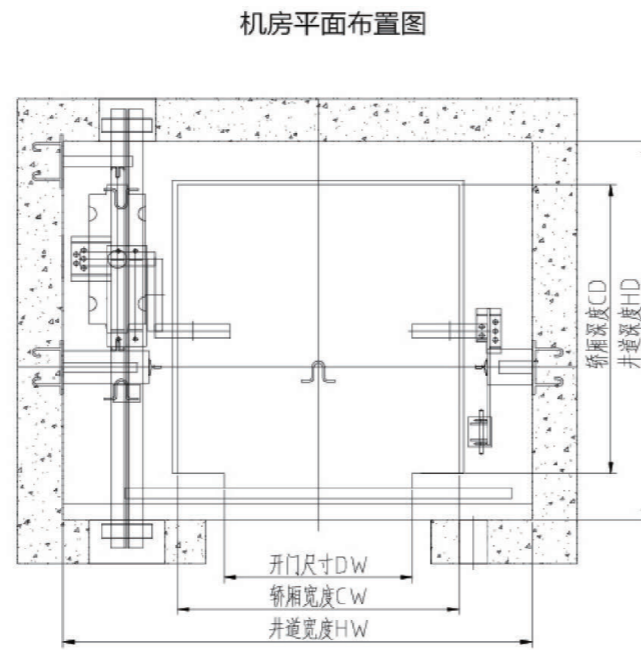
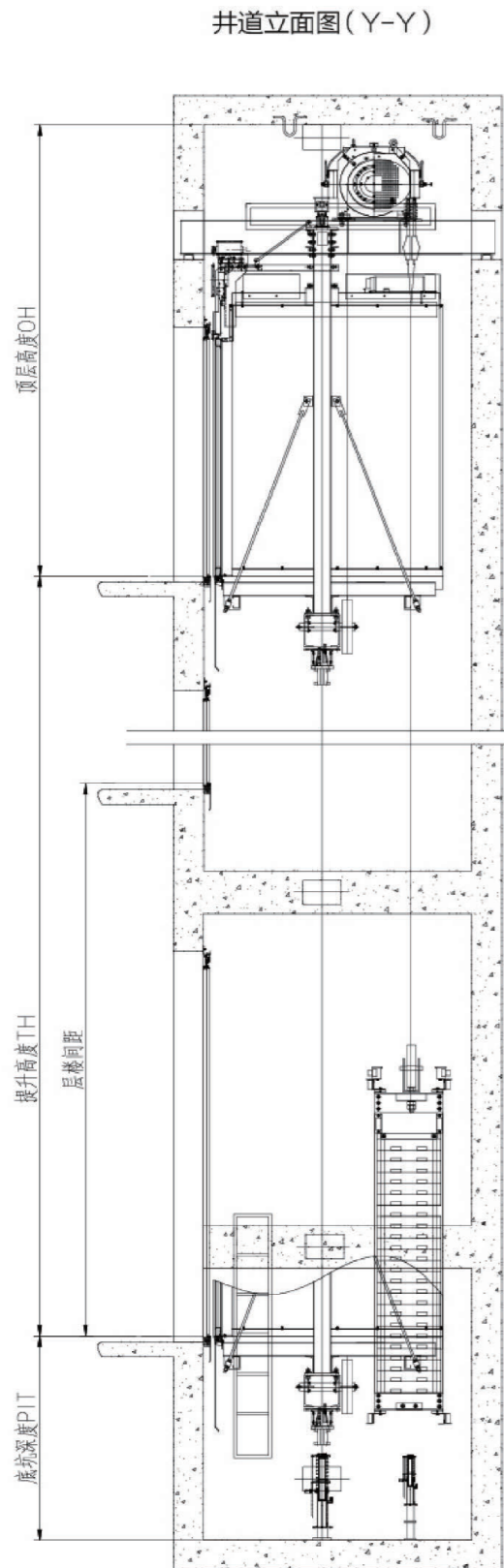


额定载重	乘客人数	速度	开门尺寸	轿厢尺寸	井道尺寸	顶层高度	底坑深度	机房尺寸	机房高度	开门形式	最大层站数	最大提升高度
KG	People	M/S	DW*DH(mm)	CW*CD(mm)	HW*HD(mm)	OH(mm)	PIT(mm)	HW*HD(mm)	RH(mm)	Open form	Floor	TH(m)
450	6	1	700×2100	1100×1100×2500	1600×1750	4050	1400	1600×1750	≥2300	中分式	16	50
		1.5				4200	1500				25	75
630	8	1	800×2100	1300×1200×2500	1800×1850	4050	1400	1800×1850	≥2500	中分式	16	50
		1.5				4200	1500				25	75
		1.75				4250	1550				30	90
800	10	1	800×2100	1400×1350×2500	1850×2000	4050	1400	1850×2000	≥2500	中分式	16	50
		1.5				4200	1500				25	75
		1.75				4250	1550				30	90
		2				4400	1600				36	110
		2.5				4600	1850				40	120
1000	13	1	900×2100	1600×1500×2500	2050×2150	4050	1400	2050×2150	≥2500	中分式	16	50
		1.5				4200	1500				25	75
		1.75				4250	1550				30	90
		2				4400	1600				36	110
		2.5				4600	1850				40	120
1150	15	1	1000×2100	1700×1500×2500	2200×2200	4050	1400	2200×2200	≥2500	中分式	16	50
		1.5				4200	1500				25	75
		1.75				4250	1550				30	90
		2				4400	1600				36	110
		2.5				4600	1850				40	120
1250	16	1	1000×2100	1700×1700×2500	2200×2400	4100	1450	2200×2400	≥2500	中分式	16	50
		1.5				4200	1500				25	75
		1.75				4250	1550				30	90
		2				4400	1600				36	110
		2.5				4600	1850				40	120
1350	18	1	1100×2100	1800×1700×2500	2400×2400	4100	1450	2400×2400	≥2500	中分式	16	50
		1.5				4200	1500				25	75
		1.75				4250	1550				30	90
		2				4400	1600				36	110
		2.5				4600	1850				40	120
1600	21	1	1100×2100	1900×1800×2500	2400×2500	4100	1450	2400×2500	≥2500	中分式	16	50
		1.5				4200	1500				25	75
		1.75				4250	1550				30	90
		2				4400	1600				36	110
		2.5				4600	1850				40	120
2000	26	1.0	1200×2100	2000×2100×2500	2900×2500	4500	1500	2900×2500	2200	水平中分	16	50
		2.0				4700	1700				30	100
		3.0				5500	2500				50	150
2500	33	1.0	1200×2100	2200×2200×2500	3100×2600	4500	1500	3100×2600	2200	水平中分	16	50
		2.0				4700	1700				30	100
		3.0				5500	2500				50	150
3000	40	1.0	1200×2100	2300×2500×2500	3200×2900	4500	1500	3200×2900	2200	水平中分	50	150
		2.0				4700	1700				50	150
		3.0				5500	2500				50	150

注：以上尺寸仅供设计参考，具体尺寸以合同约定时提供的土建图为准。
 Note: The above dimensions are for reference only, the specific size of the civil drawings provided by the contract.

无机房乘客电梯土建参数表

Machine roomless passenger elevator construction drawing

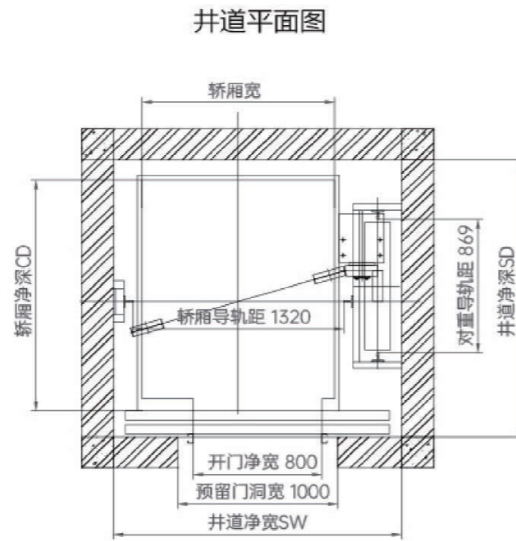
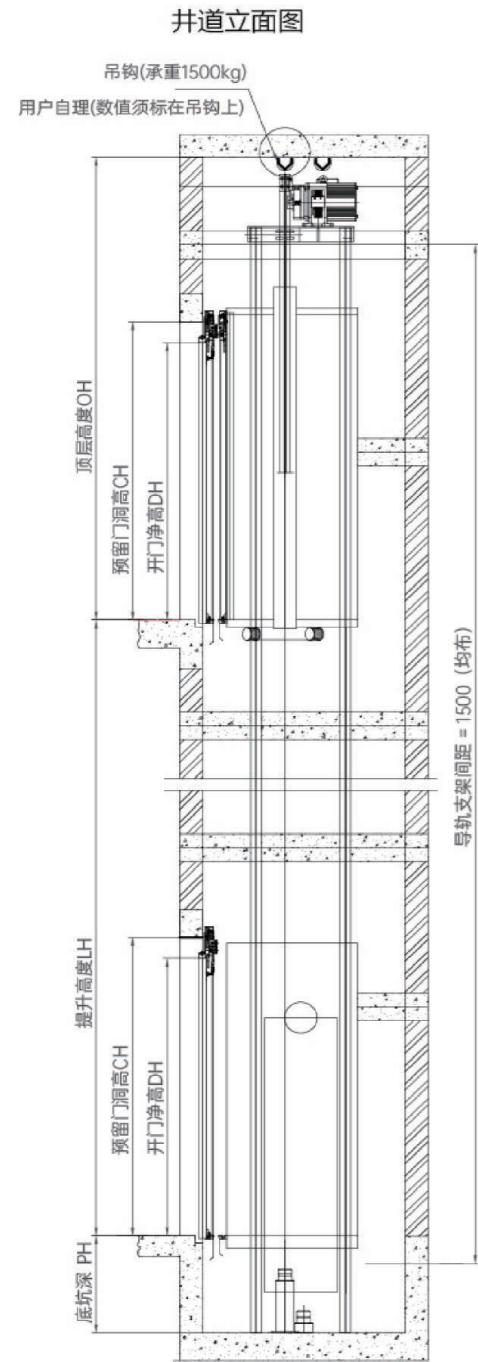


额定载重	乘客人数	速度	开门尺寸	轿厢尺寸	井道尺寸	顶层高度	底坑深度	开门形式	最大层站数	最大提升高度
KG	People	M/S	DW*DH(mm)	CW*CD(mm)	HW*HD(mm)	OH(mm)	PIT(mm)	Open form	Floor	TH(m)
450	6	1	700×2100	1100×1100×2500	1800×1450	4050	1300	中分式	16	50
		1.5				4200	1400		25	75
630	8	1	800×2100	1300×1200×2500	2050×1550	4050	1300	中分式	16	50
		1.5				4200	1400		25	75
		1.75				4250	1450		30	90
800	10	1	800×2100	1400×1350×2500	2100×1700	4050	1300	中分式	16	50
		1.5				4200	1400		25	75
		1.75				4250	1450		30	90
1000	13	1	900×2100	1600×1500×2500	2300×1850	4050	1300	中分式	16	50
		1.5				4200	1400		25	75
		1.75				4250	1450		30	90
1150	15	1	1000×2100	1700×1500×2500	2450×1850	4050	1300	中分式	16	50
		1.5				4200	1400		25	75
		1.75				4250	1450		30	90
1250	16	1	1000×2100	1700×1700×2500	2550×2050	4150	1350	中分式	16	50
		1.5				4250	1400		25	75
		1.75				4300	1450		30	90
1350	18	1	1100×2100	1800×1700×2500	2600×2050	4150	1350	中分式	16	50
		1.5				4250	1400		25	75
		1.75				4300	1450		30	90
1600	21	1	1100×2100	1900×1800×2500	2700×2150	4150	1300	中分式	16	50
		1.5				4250	1400		25	75
		1.75				4300	1450		30	90
2000	26	1.0	1200×2100	2000×2100×2500	3300×2500	4500	1500	水平中分	16	50
		2.0				5000	1700		30	100
		3.0				6000	2500		50	150
2500	33	1.0	1200×2100	2200×2200×2500	3100×2600	4500	1500	水平中分	16	50
		2.0				5000	1700		30	100
		3.0				6000	2500		50	150
3000	40	1.0	1200×2100	2300×2500×2500	3200×2900	4500	1500	水平中分	50	150
		2.0				5000	1700		50	150
		3.0				6000	2500		50	150

注：以上尺寸仅供设计参考，具体尺寸以合同签订时提供的土建图为准。
 Note: The above dimensions are for reference only, the specific size of the civil drawings provided by the contract.

別墅电梯(中分)土建参数表

Villa elevator (Center-opening) construction drawing



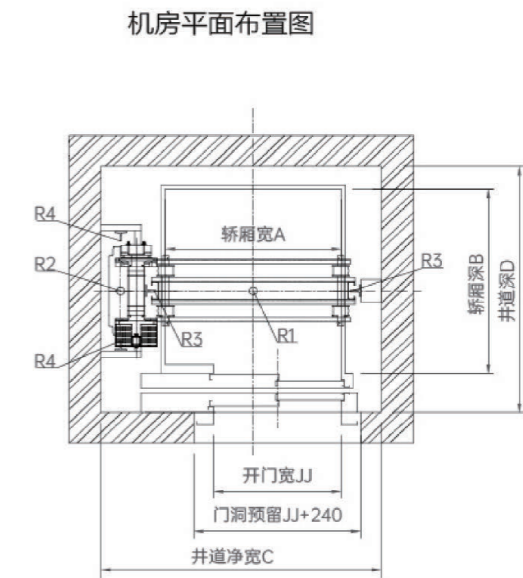
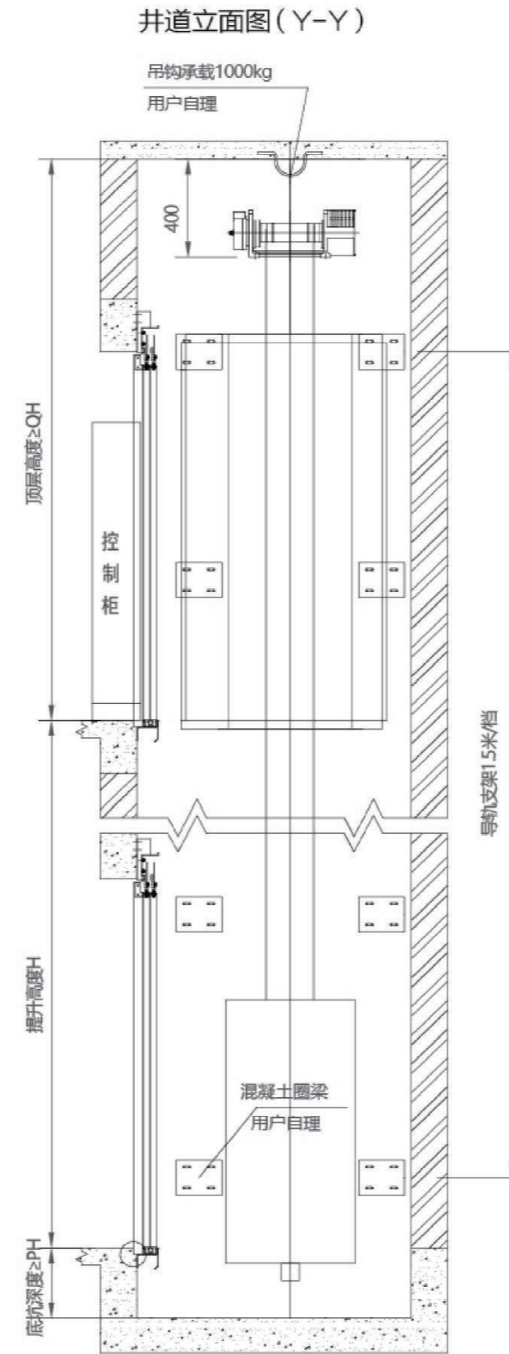
额定载重量 (kg)	额定速度 (m/s)	轿厢尺寸 (宽A×深B) (mm)	开门宽度JJ (mm)	井道尺寸 (宽C×深D) (mm)	底坑深度PH (mm)	顶层高度QH (mm)	电机功率 (kw)
250	0.4	1000×1100	700(中分)	1600×1400	500	3000	1.0
	1.0						2.2
320	0.4	1000×1200	700(中分)	1600×1500	500	3000	1.0
	1.0						2.2
400	0.4	1100×1200	750(中分)	1700×1500	500	3000	1.2
	1.0						2.8

注：以上尺寸仅供设计参考，具体尺寸以合同签约时提供的土建图为准。
 Note: The above dimensions are for reference only, the specific size of the civil drawings provided by the contract.



別墅电梯(旁开)土建参数表

Villa elevator (Side-opening) construction drawing



额定载重量 (kg)	额定速度 (m/s)	轿厢尺寸 (宽A×深B) (mm)	开门宽度JJ (mm)	井道尺寸 (宽C×深D) (mm)	底坑深度PH (mm)	顶层高度QH (mm)	电机功率 (kw)
250	0.4	800×1100	700(旁开)	1450×1450	500	3000	1.0
	1.0						2.5
320	0.4	900×1200	800(旁开)	1550×1550	500	3000	1.0
	1.0						2.5
400	0.4	1100×1200	900(旁开)	1750×1550	500	3000	1.2
	1.0						3

注：以上尺寸仅供设计参考，具体尺寸以合同签约时提供的土建图为准。
 Note: The above dimensions are for reference only, the specific size of the civil drawings provided by the contract.

医用电梯土建参数表

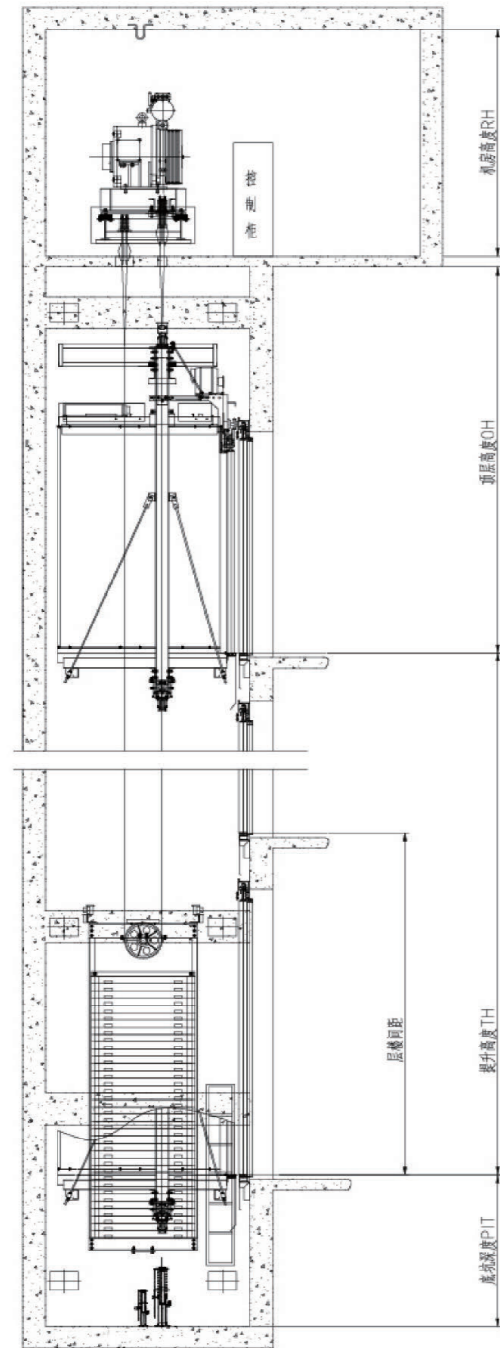
Hospital elevator construction drawing



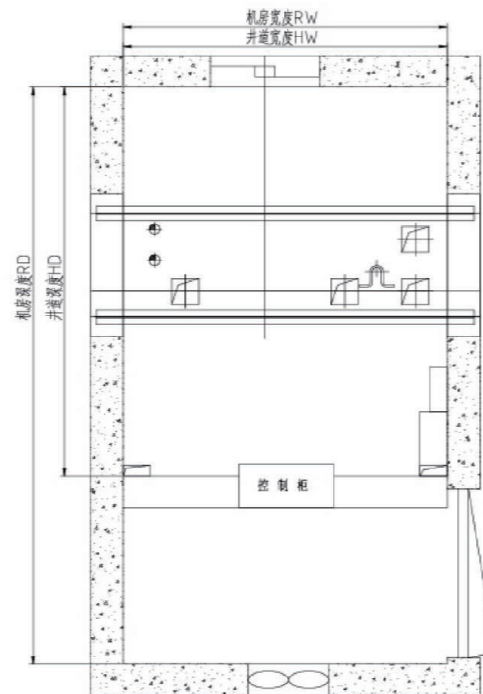
有机房载货电梯土建参数表

Machine room freight elevator construction drawing

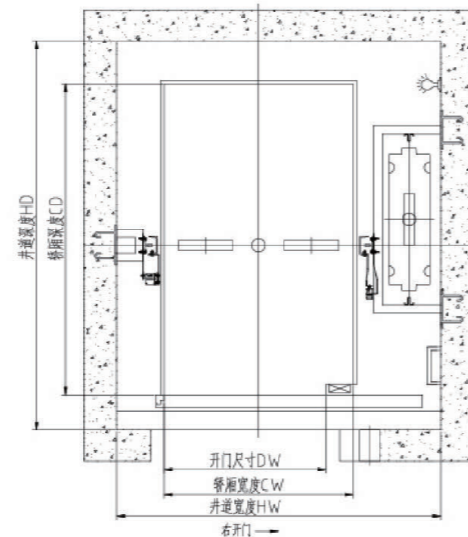
井道立面图(Y-Y)



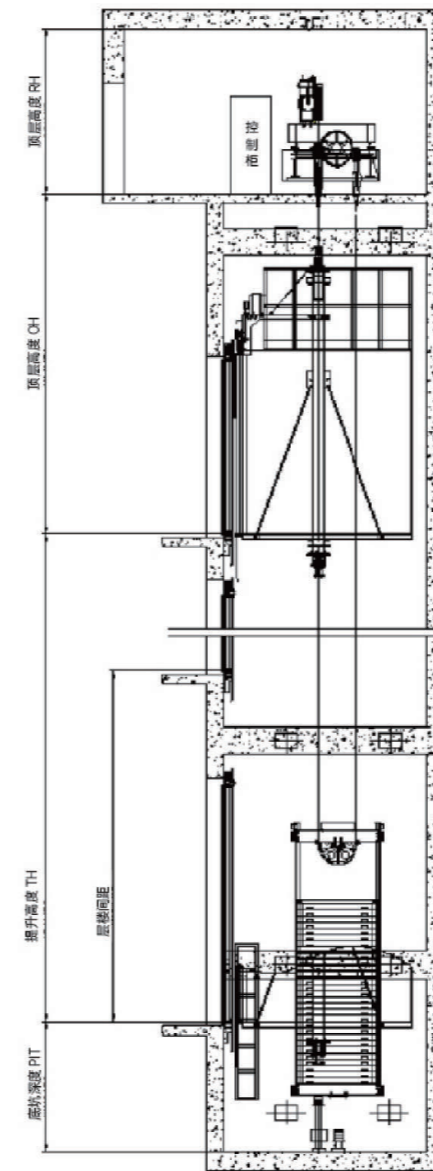
机房平面布置图



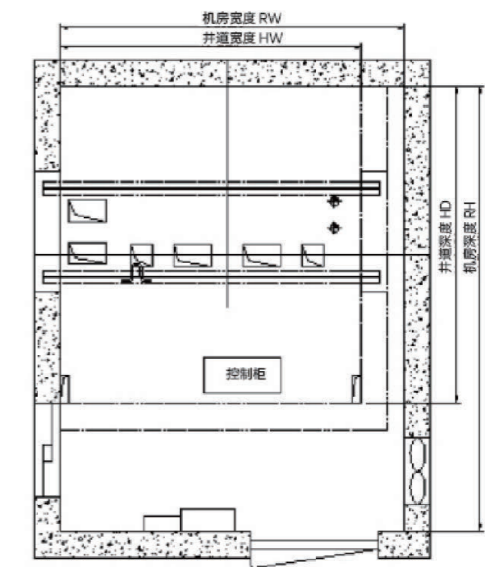
井道平面布置图(X-X)



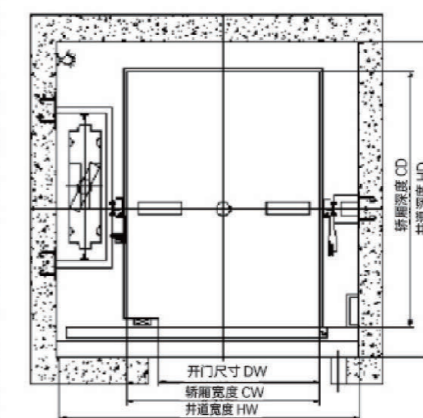
井道立面图(Y-Y)



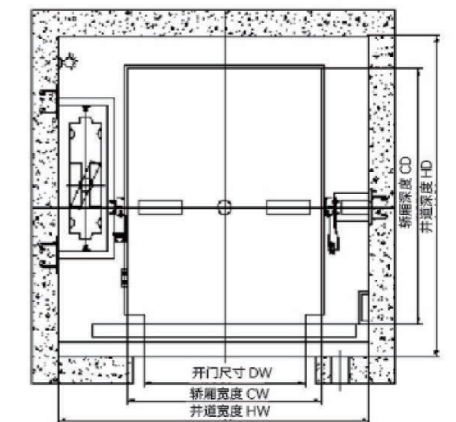
机房平面布置图



井道平面布置图(X-X)



井道平面布置图(X-X)



额定载重	乘客人数	速度	开门尺寸	轿厢尺寸	井道尺寸	顶层高度	底坑深度	机房尺寸	机房高度	开门形式	最大层站数	最大提升高度
KG	People	M/S	DW*DH(mm)	CW*CD(mm)	HW*HD(mm)	OH(mm)	PIT(mm)	RW*RD(mm)	RH(mm)	Open form	Floor	TH(m)
1600	21	1.0	1200*2100	1400*2400	2500*3000	≥4200	≥1600	2500*4500	≥2500	旁开双折	≤26	≤80
		1.6				≥4500	≥1700					
		1.75				≥4500	≥1700					

注：以上尺寸仅供设计参考，具体尺寸以合同约定时提供的土建图为准。
 Note: The above dimensions are for reference only, the specific size of the civil drawings provided by the contract.

额定载重	速度	开门尺寸	轿厢尺寸	井道尺寸	顶层高度	底坑深度	机房尺寸	机房高度	开门形式	最大层站数	最大提升高度
kg	m/s	DW*DH(mm)	CW*CD(mm)	HW*HD(mm)	OH(mm)	PIT(mm)	RW*RD(mm)	RH(mm)	Open form	floor	TH(m)
1600	≤1.0	1400*2100	1600*2200	2700*2750	≥4300	≥1500	2700*2750	≥2500	旁开双折	≤12	≤60
2000	≤1.0	1600*2100	1800*2300	2800*2850	≥4300	≥1500	2800*2850	≥2500	旁开双折	≤12	≤60
3000	≤1.0	1800*2100	2200*2600	3300*3150	≥4300	≥1500	3300*3150	≥2500	中分双折	≤12	≤60
3500	≤1.0	1800*2100	2200*3000	3600*3550	≥4300	≥1500	3600*3550	≥2500	中分双折	≤12	≤60
5000	≤1.0	2200*2300	2500*3500	3900*4050	≥4600	≥1600	3900*4050	≥2800	中分双折	≤12	≤60
6000	≤1.0	2400*2400	3000*3500	4400*4050	≥4600	≥1600	4400*4050	≥2800	中分双折	≤12	≤60

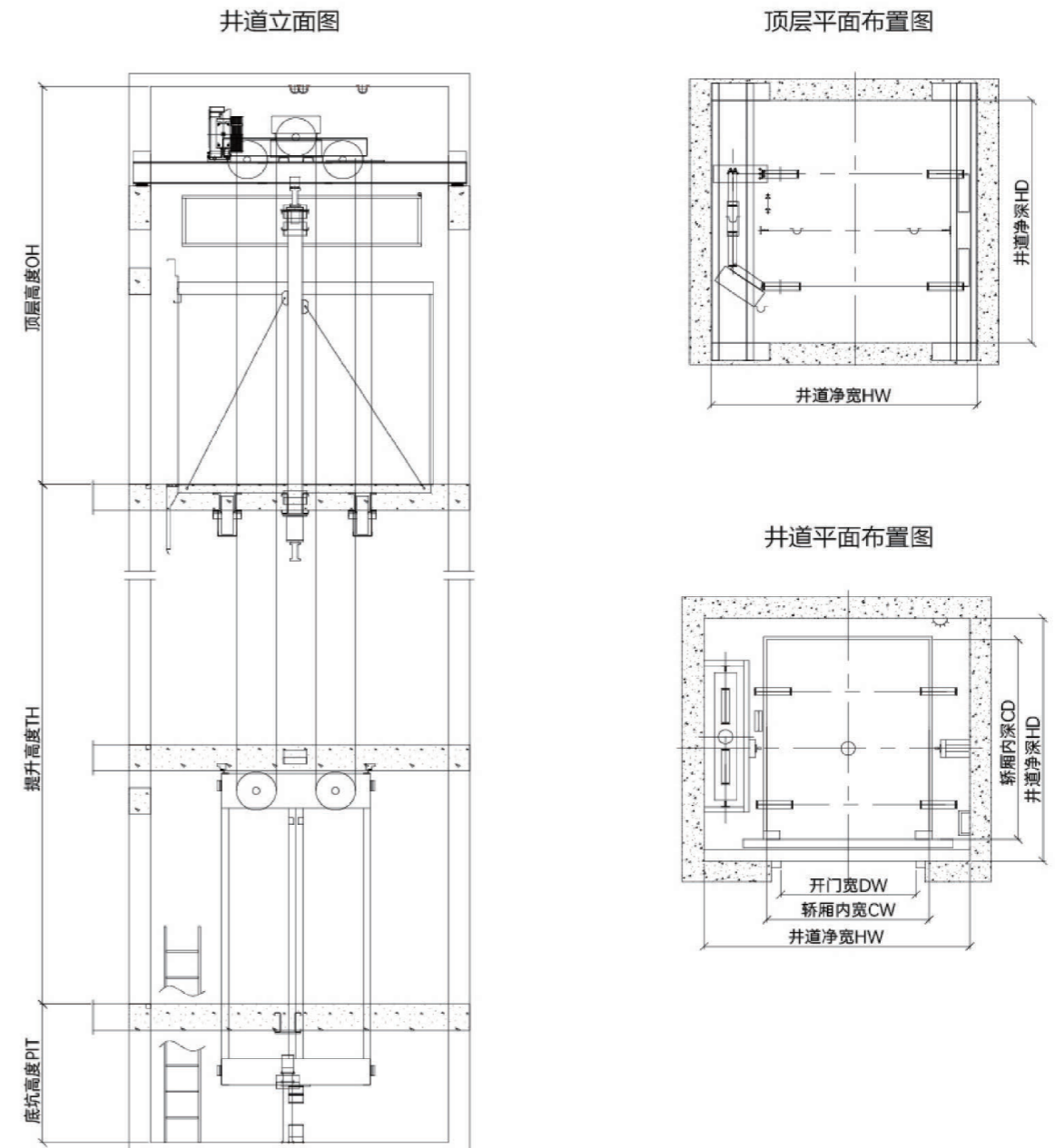
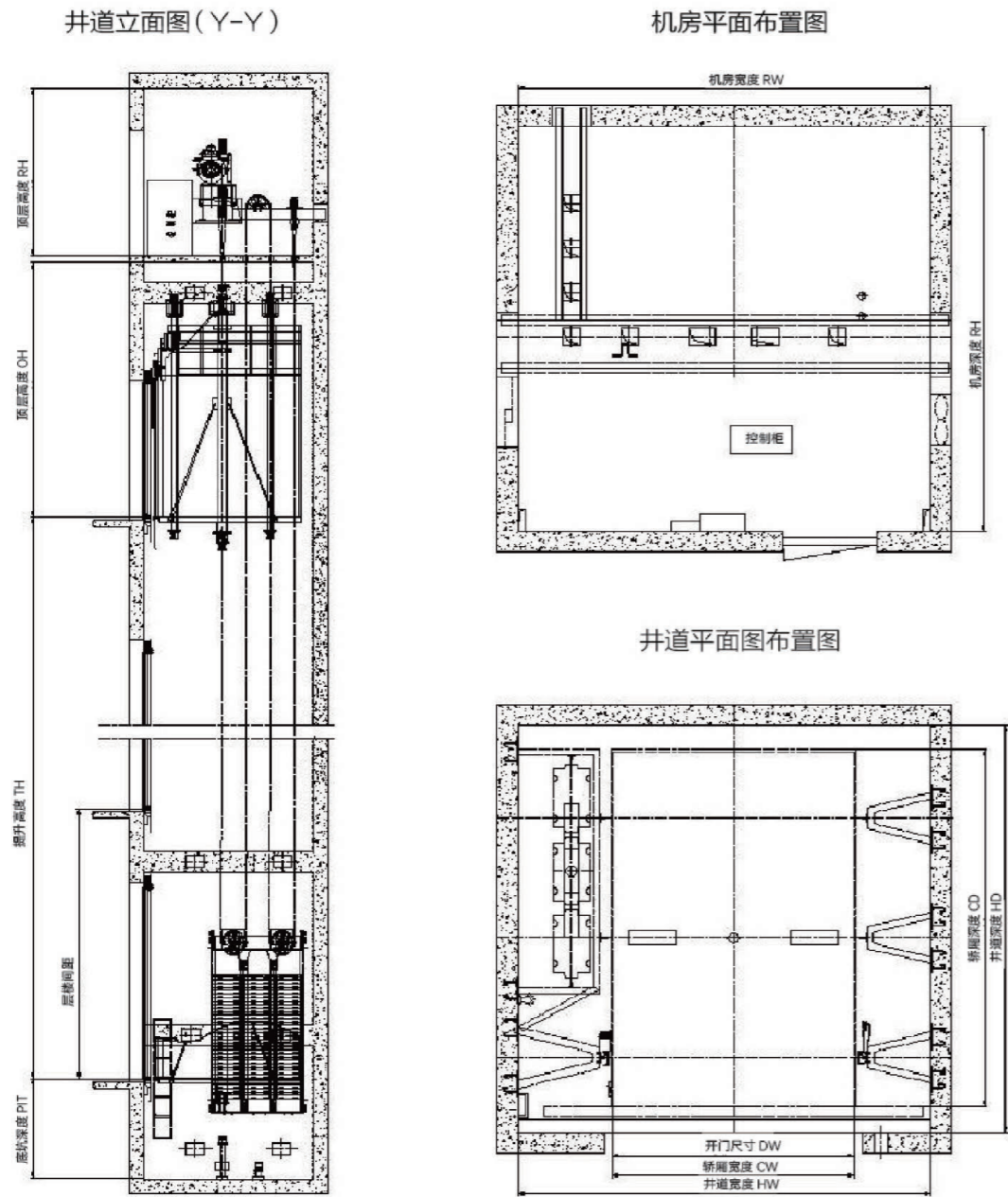
注：以上尺寸仅供设计参考，具体尺寸以合同约定时提供的土建图为准。
 Note: The above dimensions are for reference only, the specific size of the civil drawings provided by the contract.

有机房货梯 (大载重) 土建参数表

Machine room freight elevator (large load) construction drawing

无机房载货电梯土建参数表

Machine roomless freight elevator construction drawing



额定载重	速度	开门尺寸	轿厢尺寸	井道尺寸	顶层高度	底坑深度	机房尺寸	机房高度	开门形式	最大层站数	最大提升高度
kg	m/s	DW*DH(mm)	CW*CD(mm)	HW*HD(mm)	OH(mm)	PIT(mm)	RW*RD(mm)	RH(mm)	Open form	floor	TH(m)
6400	≤0.5	3000*2400	3000*3600	4900*4150	≥4800	≥1600	4900*4150	≥2800	中分双折	≤12	≤60
8000	≤0.5	3000*2400	3000*4600	4900*5150	≥4800	≥1700	4900*5150	≥2800	中分双折	≤12	≤60
10000	≤0.5	3000*2400	3000*5600	4900*6150	≥4800	≥1700	4900*6150	≥2800	中分双折	≤12	≤60
15000	≤0.5	3200*2500	4600*6500	6200*7350	≥5200	≥1800	6200*7350	≥3500	中分三折	≤12	≤60
20000	≤0.5	3500*2500	4000*8000	5800*8650	≥5200	≥1800	5800*8650	≥3500	中分三折	≤12	≤60
25000	≤0.5	4000*2500	4400*9300	6200*10200	≥5500	≥1800	6200*10200	≥3500	中分三折	≤12	≤60

注: 以上尺寸仅供设计参考, 具体尺寸以合同约定时提供的土建图为准。
 Note: The above dimensions are for reference only, the specific size of the civil drawings provided by the contract.

额定载重	速度	开门尺寸	轿厢尺寸	井道尺寸	顶层高度	底坑深度	开门形式	最大层站数	最大提升高度
kg	m/s	DW*DH(mm)	CW*CD(mm)	HW*HD(mm)	OH(mm)	PIT(mm)	Open form	floor	TH(m)
1600	≤1.0	1400*2100	1600*2200	2800*2750	≥4400	≥1600	旁开双折	≤12	≤60
2000	≤1.0	1600*2100	1800*2300	3000*2850	≥4400	≥1600	旁开双折	≤12	≤60
2300	≤1.0	1600*2100	2000*2300	3100*2850	≥4400	≥1600	中分双折	≤12	≤60
3000	≤1.0	1800*2100	2200*2600	3400*3150	≥4800	≥1600	中分双折	≤12	≤60
3200	≤1.0	2000*2100	2200*2900	3400*3450	≥4800	≥1600	中分双折	≤12	≤60
5000	≤1.0	2200*2300	2500*3500	4000*4050	≥4800	≥1600	中分双折	≤12	≤60
≤10000	≤0.5	3000*2400	3000*5600	5000*6200	5000	≥1800	中分双折	≤12	≤60

注: 以上尺寸仅供设计参考, 具体尺寸以合同约定时提供的土建图为准。
 Note: The above dimensions are for reference only, the specific size of the civil drawings provided by the contract.

全方位服务

All-round service

智能物联网为服务加速

Intellectual Web of Things speeds up the services for you

搭载先进的物联网技术，联通5G时代，实时采集电梯运行数据，通过微处理器进行非常态数据分析，掌控每一台电梯运行状况的动态信息，实现主动检测故障、故障提示、质量评估、多媒体传输等功能的综合性电梯管理平台，轻松护航百万电梯。

It matches with the advanced Web of Things technology, UNICOM 5G times. It makes real-time collection to the elevator running data. Through non-normal data analysis from micro-processor, it grasps the dynamic information of running condition for each elevator. It is a comprehensive elevator management platform that fulfills positive trouble detection, trouble prompt, quality appraisal, multi-media transmission functions etc. It easily safeguards millions of elevators for you.

技艺精湛的维保队伍

Skilled maintenance team

经过专业技术培训的维保队伍，经验丰富、技艺精湛、贴近需求、尽心尽责地为客户提供服务。

They are rich in experience and advanced in craft & tech. They are considerate to the clients' requirements and provide the clients with wholehearted service.



制定方案
Make plan



专业服务
Professional services



技术团队
Technical team



维保数据查询
Maintain data queries

